

Ersatzteilliste

Spare Parts Catalogue

**Catalogue de Pièces de
Rechange**

Lista de Piezas de Repuesto

**F3-6L 912/W
+ E-Pac**



Die in dieser Ersatzteilliste aufgeführten Bauteile sind nur für Reparatur von Deutz Motoren der bezeichneten Baureihe zu verwenden (bestimmungsgemäßer Gebrauch).

Über den fachgerechten Einbau von Ersatzteilen informieren die Betriebsanleitung (Wartungsarbeiten) und das Werkstatt-handbuch (Reparaturarbeiten) ausführlich. Für Schäden oder Verletzungen von Personen, die aus der Nichtbeachtung der entsprechenden Anleitung führen, übernimmt der Hersteller keine Haftung.

The parts contained in this Catalogue are type-specific and shall be used only for repairing engines belonging to the DEUTZ engine family given on the cover.

Full particulars for the correct installation of parts are to be found in the relevant Operating (maintenance work) and Workshop Manuals (repair). The engine builder shall not be liable for any damage or injury resulting from non-compliance with guidelines given in the manuals.

Le présent Catalogue des pièces de rechange énumère les composants à utiliser uniquement à des fins de réparation pour moteurs Diesel de la série indiquée (utilisation spécifique).

Les Instructions de service (travaux d'entretien) et le Manuel d'atelier (travaux de réparation) apportent de plus amples informations sur le montage approprié des pièces. Le fabricant décline toute responsabilité découlant de dommages ou de blessures aux personnes résultant du non-respect des présentes instructions.

Los componentes indicados en esta lista de repuestos se emplearán exclusivamente para la reparación de motores Deutz de la serie indicada (uso conforme a la finalidad).

Respecto al correcto montaje de los repuestos, véanse los manuales de instrucciones de manejo (trabajos de mantenimiento) y el manual de taller (trabajos de reparación). El fabricante no responderá por daños o lesiones de personas resultantes de la inobservancia de la instrucción correspondiente.

As peças e partes componentes relacionadas nesta lista de peças sobresselentes serão utilizadas (uso a que se destinam) somente para a reparacão de motores Deutz da série designada.

O manual de instruções de serviço (trabalhos de manutenção) e o manual de oficina (trabalhos de reparação) proporcionam informações pormenorizadas quanto à montagem tecnicamente correcta de peças sobresselentes. O fabricante não assume qualquer responsabilidade por danos ou lesões pessoa-

is resultantes da inobservância das instruções correspondentes.

I componenti elencati in questa lista di pezzi di ricambio devono essere utilizzati soltanto per la riparazione di motori Deutz della serie denominata (uso conforme alla destinazione).

Il libretto di istruzioni (lavori di manutenzione) ed il manuale per officine (lavori di riparazione) forniranno delucidazioni dettagliate sul montaggio corretto dei pezzi di ricambio. Il fabbricante non si assume nessuna responsabilità per danni o lesioni a persone dovuti all'inosservanza delle relative istruzioni.

De constructiedelen in deze onderdelenlijst mogen alleen worden gebruikt worden reparatie van Deutz motoren uit de vermelde bouwserie (gebruik volgens de voorschriften).

Uitvoerige informatie over de correcte inbouw van onderdelen is te vinden in de gebruiksaanwijzing (onderhoudswerkzaamheden) en de werkplaatshandleiding (reparaties). Voor schade of persoonlijk letsel dat te wijten is aan niet-naleving van de desbetreffende voorschriften, is de fabrikant niet aansprakelijk.

De i denna reservdelista upptagna komponenter ska endast användas vid reparationer på Deutz-motorer av angiven typ.

Ur instruktionsboken framgår utförligt hur reservdelarna ska monteras. För motor- och personskador som orsakas av felmontering ansvaras ej.

De i denne reservedelsliste angivne komponenter må kun anvendes til reparation af Deutz motorer i den anførte serie (formålsrelevant anvendelse).

Detaljer vedrørende den korrekte montering af reservedele fremgår af instruktionsbogen (service) samt værkstedshåndbogen (reparation). Producenten påtager sig intet ansvar for skader på personer eller ting som følger af, at bestemmelserne i den relevante vejledning ikke er overholdt.

Tässä varaosaluettelossa lueteltuja komponentteja tulee käyttää vain ilmoitetun tyyppisten Deutz-moottoreiden korjaustöissä (käyttötarkoituksen mukainen käyttö).

Käyttöohjeesta (kohdasta Huoltotyöt) ja korjaamokäsikirjasta (kohdasta Korjaustyöt) käy yksityiskohtaisesti ilmi, kuinka varaosat asennetaan asianmukaisesti. Valmistaja ei vastaa vahingoista tai henkilöiden loukkaantumisista, jotka johtuvat siitä, että vastaavaa ohjetta ei ole noudatettu.

Komponenter som er oppført på denne reservedelslisten, er bare beregnet til reparasjon av DEUTZ motorer som tilhører de serier som er angitt (forskriftsmessig bruk).

Fagmessig innmontering av reservedeler er utførlig beskrevet i instruksjonsboken (vedlikeholdsarbeid) og verkstedshåndboken (reparasjonsarbeid). Produsenten påtar seg ikke ansvar for materielle skader eller personskader som skyldes at de relevante anvisningene ikke har blitt fulgt.

Τα ανταλλακτικά που αναφέρονται στον παρόντα κατάλογο πρέπει να χρησιμοποιούνται μόνο για την επισκευή των κινητήρων ιδίως της σειράς μοντέλων στην οποία αναφέρονται (χρήση σύμφωνα με τον προορισμό τους).

Το αωστό μοντάρισμα των ανταλλακτικών αυτών περιγράφεται επιστομμένα στις Οδηγίες Λειτουργίας (κεφάλαι: Εργασίες συντήρησης) και στο εγχειρίδιο σέρβις επισκευών (κεφάλαι: Εργασίες επισκευής). Ο κατασκευαστής δεν έχει ευθύνη για ζημιές σε υλικό και ατυχήματα προσωπικού ή αναλωτώςχρηστών, που προέρχονται από την μη ομμόρφωση προς τις ανάλογες οδηγίες.

Yedek parça listesinde belirtilmiş olan parçalar, yalnızca ilgili Deutz motorlarının yapı grubu için geçerlidir ve yalnızca bu tip motorların tamirinde kullanılacaktır (kullanım amacına uygun kullanım).

Yedek parçaların talimatlara göre doğru şekilde monte edilmesini gösteren bilgiler, kullanım kılavuzu (bakım çalışmaları) ve atölye el kitabında (tamir çalışmaları) ayrıntılı olarak açıklanmıştır. Talimatlara aykırı yapılan çalışmalardan doğacak hasar ve yaralanmalardan imalatçı firma sorumlu değildir.

Приведенные в настоящем списке запасных частей детали должны использоваться только для ремонта двигателей „дойтц“ указанного конструктивного ряда (использование по назначению).

Подробная информация о правильной установке запасных частей содержится в руководстве по эксплуатации (работы по техническому обслуживанию) и в справочнике ремонтной мастерской (ремонтные работы). Изготовитель не переняет ответственности за повреждения или травмы персонала, вызванные несоблюдением соответствующих инструкций.

جميع الأجزاء والخصائص الواردة في قائمة قطع العتبات هذه، مخصصه للاستخدام فقط لأجزاء إصلاحات محركات دوتس من المثلثة التصميمية المعصومة (الاستخدام لتعمري المحدد).
ويؤخذ جميع الساتات المتعلقة بالشركت العتسي السلم لقطع العتبار من دليل تعليمات السعيل (أعمال الخدمة) وكتيب البورية (أعمال الإصلاح). ولا تتحمل الصانع مسؤولية أنة لقطع أو الصاتبات الأخصاي الصاحبه عن عدم إتباع التعليمات والإرشادات المعطوره من سى كل حاله .

Ersatzteilliste

Spare Parts Catalogue

Catalogue de Pièces de Rechange

Lista de Piezas de Repuesto

Lista de peças sobresselentes

Listino parti di ricambio

Onderdelenlijst

Reservdelista

Reservedelsliste

Varaosaluettelo

Reservedelsliste

Κατάλογος ανταλλακτικών

Yedek parça Listesi

Список запасных частей

قائمة قطع الغيار

Lista czĘjsci zamiennych

de

en

fr

es

pt

it

nl

sv

da

fn

no

el

tr

ru

ar

pl



Ersatzteilliste

**F3-6L 912/W
+ E-Pac**

0297 7572

Händlerstempel

Motornummer:

--	--	--	--	--	--	--	--

Bitte tragen Sie hier die Motornummer ein. Sie erleichtern hierdurch die Abwicklung bei Kundendienst-, Reparatur- und Ersatzteilfragen.

Gegenüber Darstellungen und Angaben dieser Ersatzteilliste sind technische Änderungen, die zur Verbesserung der Motoren notwendig werden, vorbehalten. Nachdruck und Vervielfältigung jeglicher Art, auch auszugsweise, bedarf unserer schriftlichen Genehmigung.



Sehr geehrter Kunde

die luftgekühlten Motoren der Marke DEUTZ sind für ein breites Anwendungsspektrum entwickelt. Dabei wird durch ein umfangreiches Angebot von Varianten sichergestellt, daß die jeweiligen speziellen Anforderungen erfüllt werden.

Ihr Motor ist dem Einbaufall entsprechend ausgerüstet, das heißt nicht alle in dieser Ersatzteilliste dargestellten Bauteile und Komponenten sind an Ihrem Motor dargestellt.

Obwohl die Grafiken weitgehend nicht mit allen Details dargestellt sind, können die einzelnen Varianten deutlich unterschieden werden, so daß das für Ihren Motor relevante Ersatzteil leicht herauszufinden ist. Über **Positions-, Baugruppen- und Motornummer** wird in jedem Fall das richtige Ersatzteil ermittelt.

Bitte beachten Sie bei dieser Ersatzteilbestellung unsere Bestellhinweise, damit wir Ihnen schnell und zuverlässig die benötigten Ersatzteile in der jeweils dem letzten Änderungsstand entsprechenden Ausführung liefern können.

Für Ihre Rückfragen stehen wir Ihnen gerne beratend zur Verfügung.

Ihre
DEUTZ AG

Die in dieser Ersatzteilliste aufgeführten Bauteile sind nur für Reparatur von DEUTZ Motoren der bezeichneten Baureihe zu verwenden (bestimmungsgemäßer Gebrauch). Über den fachgerechten Einbau von Ersatzteilen informieren die Betriebsanleitung (Wartungsarbeiten) und das Werkstatthandbuch (Reparaturarbeiten) ausführlich. Für Schäden oder Verletzungen von Personen, die aus der Nichtbeachtung der entsprechenden Anleitung führen, übernimmt der Hersteller keine Haftung.

DEUTZ Dieselmotoren

sind das Produkt jahrelanger Forschung und Entwicklung. Das dadurch gewonnene fundierte know how in Verbindung mit hohen Qualitätsanforderungen ist die Garantie für die Herstellung von Motoren mit langer Lebensdauer, hoher Zuverlässigkeit und geringem Kraftstoffverbrauch. Es ist selbstverständlich, daß auch die hohen Anforderungen zum Schutz der Umwelt erfüllt werden.

Original DEUTZ Teile

unterliegen den gleichen strengen Qualitätsanforderungen wie die DEUTZ Motoren. Weiterentwicklungen, zur Verbesserung der Motoren werden selbstverständlich auch bei den Original DEUTZ Teilen eingeführt. Nur die Verwendung von nach neuesten Erkenntnissen gefertigten Original DEUTZ Teilen bietet die Gewähr einwandfreier Funktion und hoher Zuverlässigkeit.

DEUTZ Austauschkomponenten



DEUTZ Austauschkomponenten sind eine preiswerte Alternative. Selbstverständlich gelten auch hier wie für Neuteile höchste Qualitätsmaßstäbe. In Funktion und Zuverlässigkeit sind DEUTZ Austauschkomponenten den Original DEUTZ Teilen gleichwertig.

SERVICE

Wenden Sie sich bei Betriebsstörungen und Ersatzteilfragen an eine unserer zuständigen Service-Vertretungen. Unser geschultes Fachpersonal sorgt im Schadensfall für eine schnelle und fachgerechte Instandsetzung unter Verwendung von Original DEUTZ Teilen.

Vorsicht bei laufendem Motor

Wartungsarbeiten oder Reparaturen nur bei abgestelltem Motor durchführen. Evtl. entfernte Schutzvorrichtungen nach Abschluß der Arbeiten wieder montieren. Bei Arbeiten am laufenden Motor soll die Arbeitskleidung fest anliegen. Nur bei abgestelltem Motor tanken. Motor nie in geschlossenen Räumen laufen lassen – Vergiftungsgefahr.

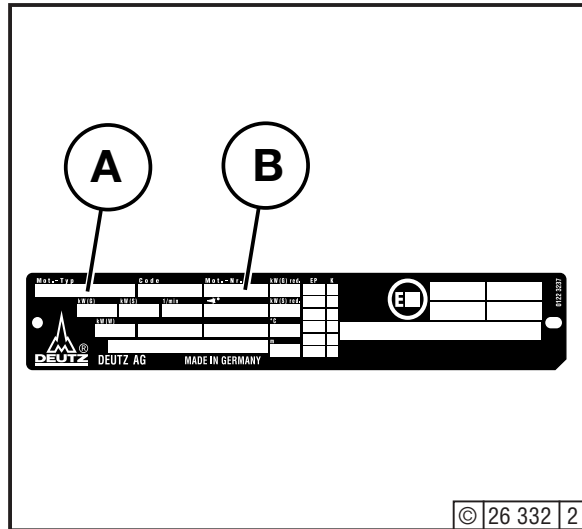
Asbest



Bei diesem Motor verwendete Dichtungen sind asbestfrei. Bitte verwenden Sie bei Wartungs- und Reparaturarbeiten entsprechende Ersatzteile.

Motorbeschreibung

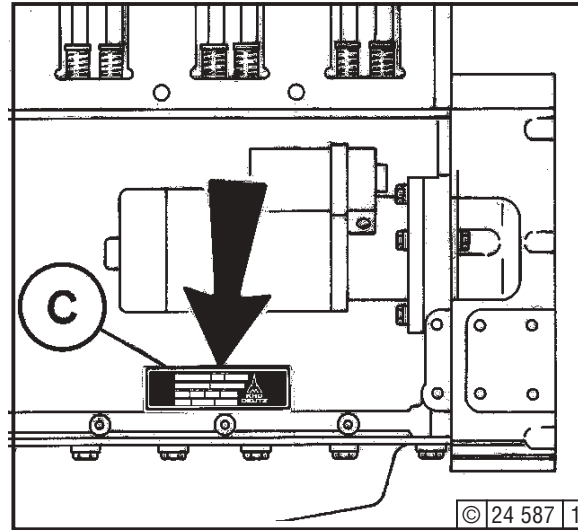
1. Firmenschild



Die Bauart **A**, die Motornummer **B** sowie die Leistungsdaten sind auf dem Firmenschild eingestempelt.

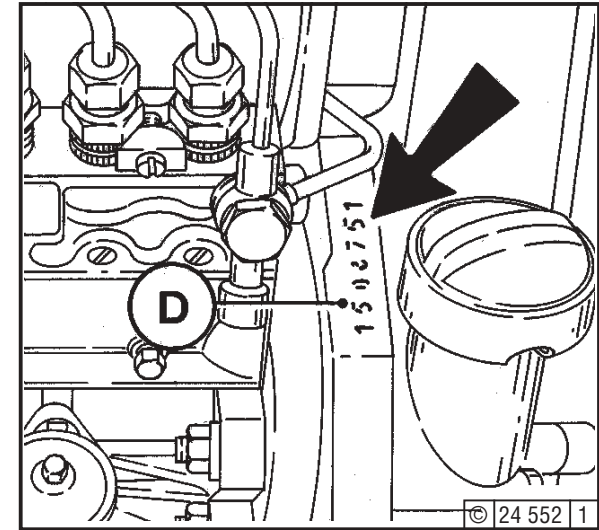
Bei der Ersatzteilbeschaffung müssen Bauart und Motornummer angegeben werden.

2. Lage des Firmenschild



Das Firmenschild **C** ist am Kurbelgehäuse befestigt.

3. Motornummer



Die Motornummer ist auf dem Kurbelgehäuse sowie auf dem Firmenschild eingestempelt.

Bestellangaben

Bei der Bestellung von Original DEUTZ Teilen sind folgende Angaben erforderlich:

- Motor-Nr.
- Ident-Nr.
- Stückzahl

Dokumentationsaufbau

- Die Bildtafeln dieser Ersatzteilliste sind nach Motor-Baugruppen sortiert.
- Jedem Abschnitt ist eine Baugruppenübersicht vorangestellt.
- Die Ident-Nr. **08/35** besteht aus Baugruppe (z.B. **08**) und Position (z.B. **35**).

Ersatzteilbestellung

Motor-Nr.: 6 766 956

Lfd. Nr.	Stück	Ident-Nr.	Bemerkung
1.	1	01 2	
2.	4	08 35	
3.	1	15 6	

Normal
Номинальный размер
مقاس

Nr.27.0	∅45,66mm(1.7976in.)
Nr.28.0	∅40,16mm(1.5811in.)
Nr.24.0	∅15,00mm(0.5906in.)
Nr.27.1	∅45,76mm(1.8016in.)
Nr.27.2	∅45,86mm(1.8055in.)
Nr.27.3	∅45,96mm(1.8094in.)
Nr.28.1	∅40,26mm(1.5850in.)
Nr.28.2	∅40,36mm(1.5890in.)
Nr.28.3	∅40,46mm(1.5929in.)
Nr.24.1	∅15,25mm(0.6004in.)
Nr.24.2	∅15,50mm(0.6102in.)

Übermaßstufen
Oversizes
Cote réparation
Misura maggiorata
Medida de desgaste
Medida de desgaste
Överdimensionier
Overmaten
Ремонтные размеры
أكبر من المقاس
بمقاس المعاد

0510 0312 | 001

de

en

fr

es

pt

it

nl

sv

da

fn

no

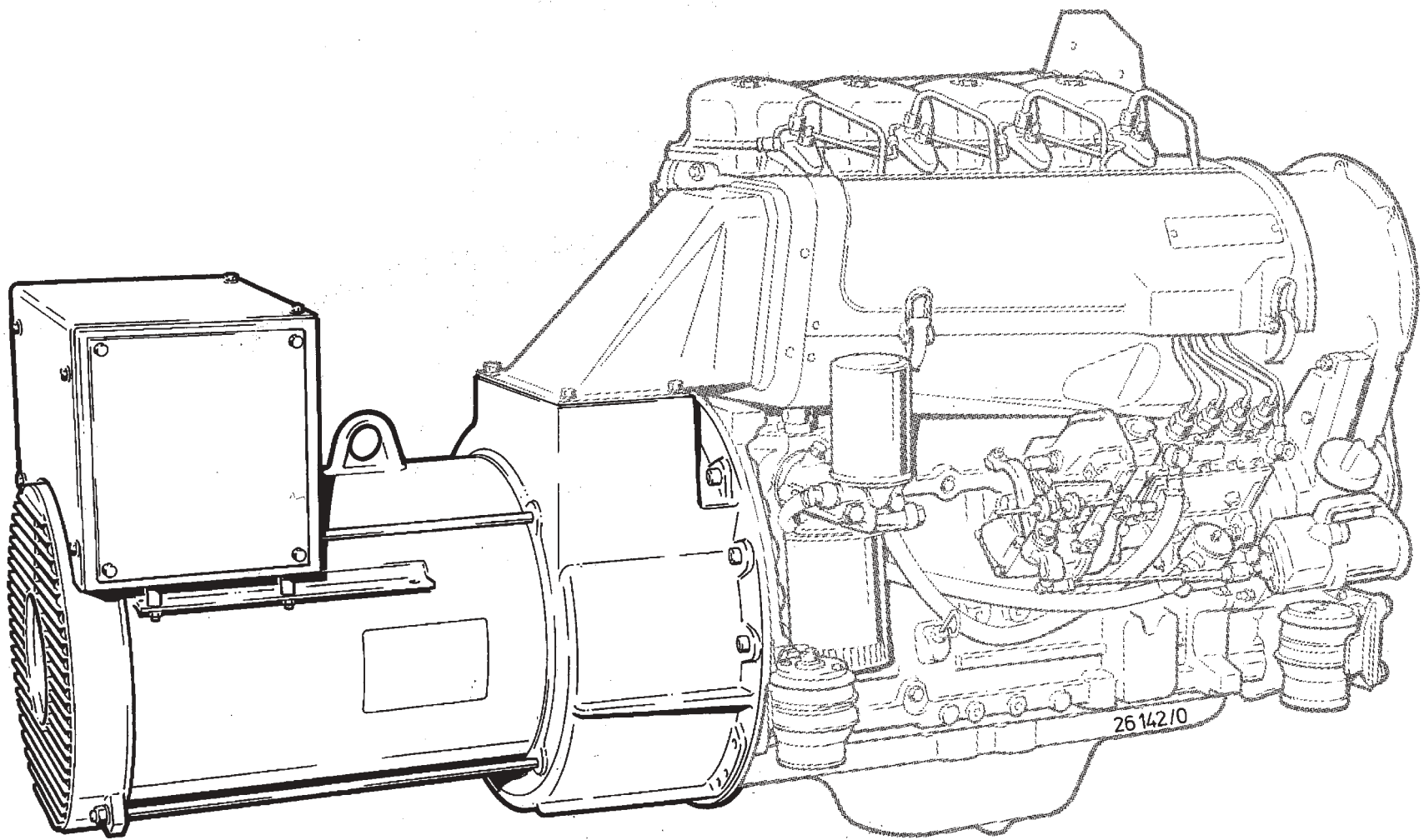
el

tr

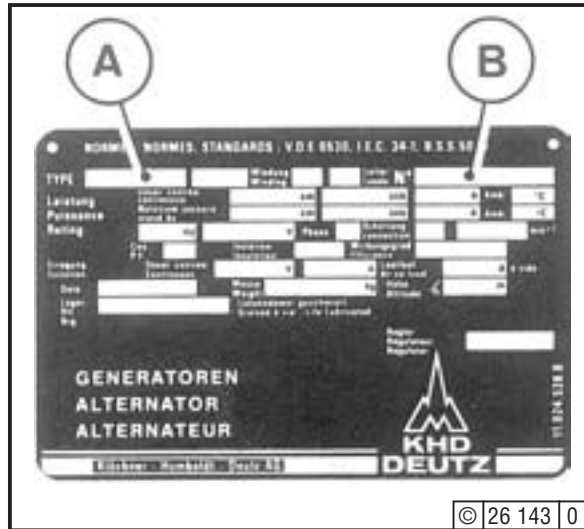
ru

ar

pl

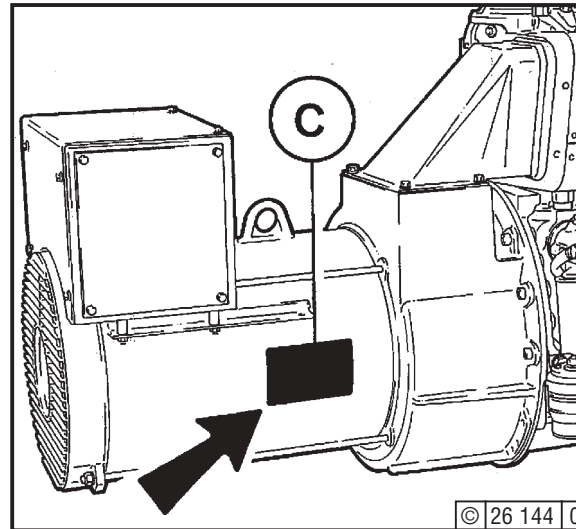


1. Firmenschild



Die Bauart **A**, die Generatornummer **B** sowie Leistungsdaten sind auf dem Firmenschild eingestempelt.
Bei der Ersatzteilbeschaffung müssen Bauart und Motornummer angegeben werden.

2. Lage des Firmenschildes



Das Firmenschild **C** ist am Statorgehäuse befestigt.

Service

de

en

fr

es

pt

it

nl

sv

da

fn

no

el

tr

ru

ar

pl

Zu wissen, es ist DEUTZ.

Seit jeher steht DEUTZ für bahnbrechende Entwicklungen im Motorenbau. Als unabhängiger Motorenhersteller bieten wir weltweit eine komplette Palette von Diesel- und Gasmotoren im Leistungsbereich von 4 bis 7.400 kW an. Unsere Produkte sind auf die Anforderungen unserer Kunden perfekt zugeschnitten.

Weltweit verrichten mehr als 1,4 Millionen DEUTZ Motoren zuverlässig ihren Dienst. Die Einsatzbereitschaft unserer Motoren und damit die Zufriedenheit unserer Kunden wollen wir erhalten. Daher sind wir weltweit mit einem Netz von kompetenten Partnern vertreten, dessen Dichte der regionalen Verteilung unserer Motoren entspricht.

So ist DEUTZ nicht nur der Name für Motoren mit Erfindungsgeist. Sondern auch für ein komplettes Leistungspaket rund um den Motor und einen Service, auf den Sie sich verlassen können.

Das Register Sales & Service bietet Ihnen einen Überblick über die DEUTZ Partner in ihrer Nähe, über deren Produkt-Zuständigkeiten und Service-Leistungen. Aber auch wenn keine direkte Produkt-Zuständigkeit vermerkt ist, hilft Ihnen der DEUTZ Partner mit kompetenter Beratung weiter.

Das Register wird permanent aktualisiert; fragen Sie Ihren DEUTZ Partner nach der neuesten Auflage.

Ihre DEUTZ AG

© 2000



Bestell-Nr.: 0297 7444



Bestell-Nr.: 0297 7445 (CD-ROM)

Beziehbar über Ihren zuständigen Service-Partner vor Ort oder bei:

DEUTZ AG
Deutz-Mülheimer Str. 147-149
D-51057 Köln

Telefon: 0049-221-822-0
Telefax: 0049-221-822-5304
Telex: 8812-0 khd d
<http://www.deutz.de>

Spare Parts Catalogue

F3-6L 912/W + E-Pac

Händlerstempel

0297 7572

**Engine
Serial No:**

--	--	--	--	--	--	--	--

Please enter here the serial No. of your engine. This will facilitate dealing with your questions concerning after-sales service, repair and spare parts.

This Spare Parts Catalogue is subject to engineering changes necessary for engine advancement. All rights reserved. No part of this publication may be reproduced or multiplied in any form, without our prior permission in writing.



Preface

de

en

fr

es

pt

it

nl

sv

da

fn

no

el

tr

ru

ar

pl

Dear Customer,

aircooled DEUTZ diesel engines are developed to meet the requirements of a wide range of applications. An extensive program of variant options gives them their high flexibility.

Your engine is custom-made, i.e. specifically equipped for your requirement, which means that not all of the components and assemblies contained in this Catalogue are fitted to your engine.

The greater part of the illustrations, does not depict all details, and yet you will find it easy to differentiate between versions and thus to identify the parts pertaining to your engine model. **Fig. Item No., Assembly Group No. Engine Serial No.** are the codes that infallibly lead to selection of the correct parts.

When placing your order, please observe our ordering hints. This will allow speedy and reliable delivery of the required parts that are based on latest engineering standards.

If there are any questions, please do not hesitate to contact us.

Sincerely,
DEUTZ AG

DEUTZ Diesel Engines

are products based on long-standing research and development. The deep funds of acquired know-how in conjunction with high quality requirements guarantee that engines leaving our works achieve a long life, high reliability and excellent fuel economy. Naturally, they also attain best ratings as regards environmental protection.

Genuine DEUTZ Parts

are subject to equally stringent quality requirements as the engines themselves. Improvements in engine design certainly also pass into the genuine DEUTZ parts. To ensure that your engine will retain its functions and high reliability, you should use genuine DEUTZ parts only.

DEUTZ Exchange Components



are a cheap alternative. Of course, they are subject to the same high quality requirements as new parts. And as regards functions and reliability, DEUTZ exchange components equal genuine DEUTZ parts.

SERVICE

In case of operational trouble with your equipment or queries about spare parts please turn to your nearest service dealership. Our skilled staff of service experts will trace and remedy any defect quickly, using genuine DEUTZ parts.

Beware of the Running Engine

Be sure to shut down the engine before performing maintenance or repair work. After repair, put back in place any removed panels and guards. When doing work on the running engine, working clothes should fit tightly so that loose ends cannot get caught. Do not run the engine in enclosed rooms – poison hazard.

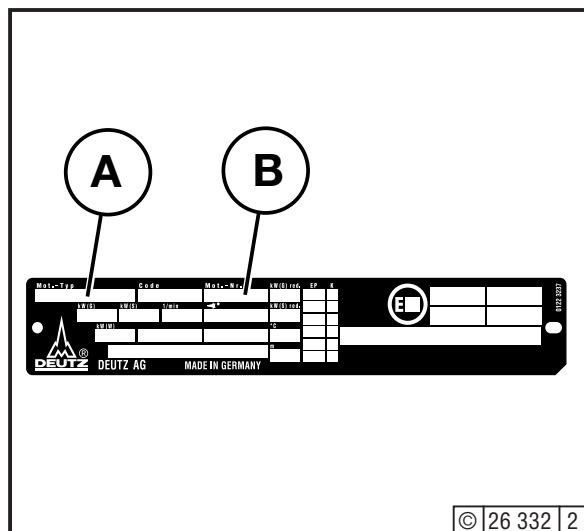
Asbestos



Gaskets used for this engine do not contain asbestos. Please use suitable spare parts when carrying out maintenance and repair work.

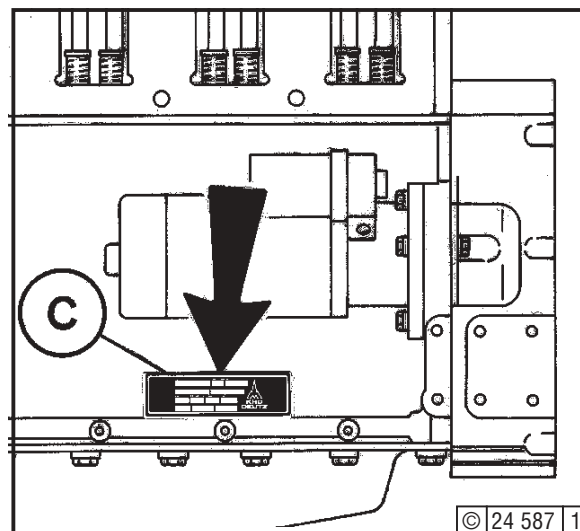
Description of Engine

1. Makers' s Nameplate



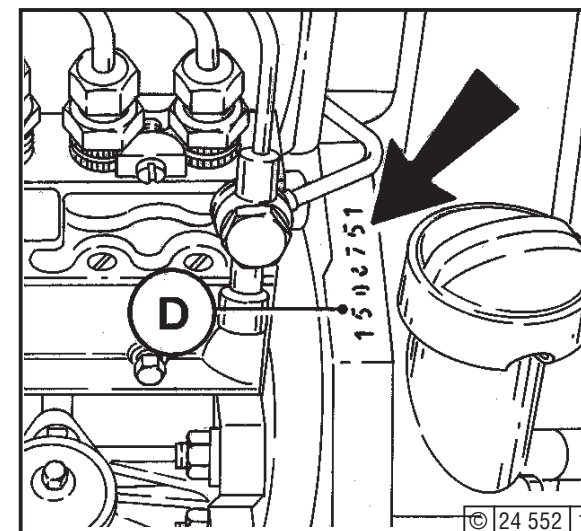
The model **A**, the engine serial number **B** and the performance data are stamped on the rating plate. The model and engine serial number must be given when ordering parts.

2. Position of Nameplate



The rating plate **C** is attached to the crankcase; depending on the design, a second rating plate may be attached to the air duct.

3. Engine Serial No.



The engine serial number **D** is stamped on the crankcase as well as the rating plate.

Order information

Please specify the following information when ordering original DEUTZ parts:

- Engine no.
- Ident. no.
- Quantity

Document structure

- The picture diagrams in this spare parts list are sorted according to engine assembly groups.
- Each section is preceded by an overview of the assembly groups.
- The ident. no. **08/35** is made up of the assembly group (e.g. **08**) and item number (e.g. **35**).

Ordering spare parts

Engine no.: 6 766 956

Item	Qty.	Ident. no.	Comments
1.	1	01/ 2	
2.	4	08/35	
3.	1	15/ 6	

08

Normal
Номинальный размер
أحادي

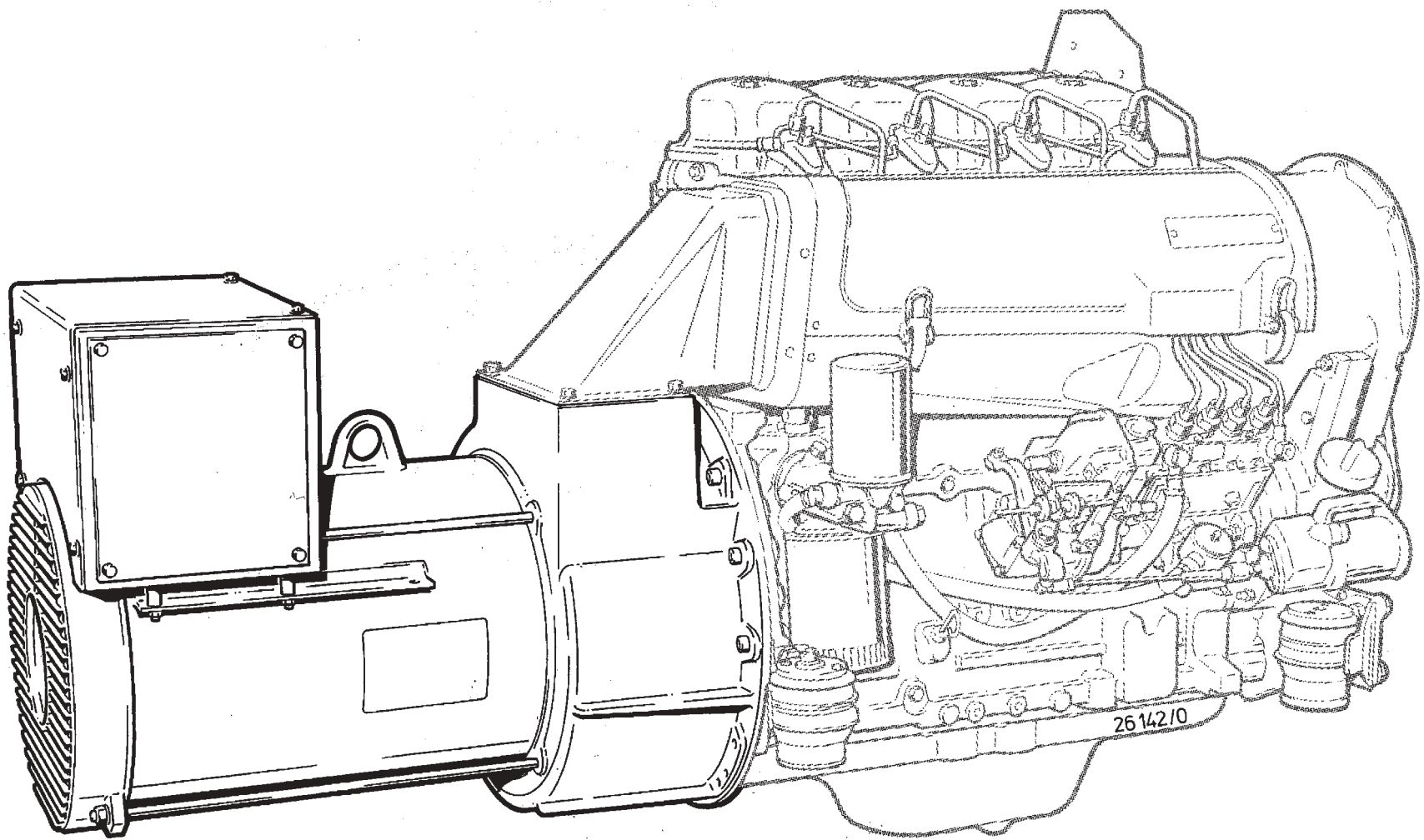
Nr.27.0 ø45,66mm(1.7976in.)
Nr.28.0 ø40,16mm(1.5811in.)
Nr.24.0 ø15,00mm(0.5906in.)

Nr.27.1 ø45,76mm(1.8016in.)
Nr.27.2 ø45,86mm(1.8055in.)
Nr.27.3 ø45,96mm(1.8094in.)
Nr.28.1 ø40,26mm(1.5850in.)
Nr.28.2 ø40,36mm(1.5890in.)
Nr.28.3 ø40,46mm(1.5929in.)
Nr.24.1 ø15,25mm(0.6004in.)
Nr.24.2 ø15,50mm(0.6102in.)

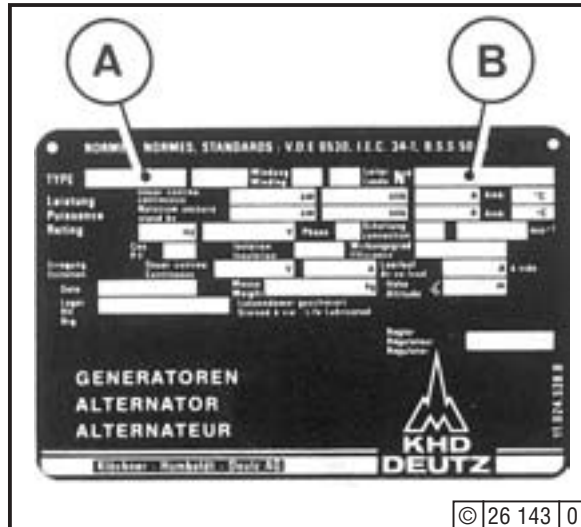
Übermaßstufen
Oversizes
Cote réparation
Misura maggiorata
Medida de desgaste
Medida de desgaste
Överdimensionier
Overmaten
Ремонтные размеры
أكبر من المقادير
بمقادير أكبر

0510 0312 | 001

de
en
fr
es
pt
it
nl
sv
da
fn
no
el
tr
ru
ar
pl

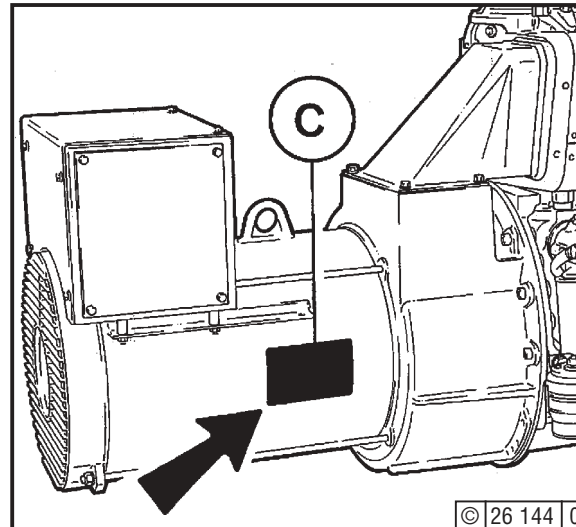


1. Maker's Namenplate



The model designation **A**, the generator serial number **B** and the performance data are stamped on the maker's nameplate. When ordering spare parts, it is essential to quote the model designation, the engine serial number and the generator serial number.

2. Position of Nameplate



The nameplate **C** is attached to the stator housing.

Service

de
en
fr
es
pt
it
nl
sv
da
fn
no
el
tr
ru
ar
pl

Knowing it's DEUTZ

DEUTZ has always stood for excellence in motor construction, pioneering many developments in the industry. As an independent motor manufacturer, we offer — worldwide — a comprehensive range of diesel and gas motors spanning from 4kW to 7,400kW. Our products are perfectly tailored to meet our customers' individual requirements.

Over 1.4 million DEUTZ and DEUTZ MWM motors do their job reliably all over the world. We are determined to preserve the high standard of performance and dependability of our motors, thus keeping our customers satisfied at all times. Therefore we are represented worldwide through a network of highly competent service partners who will meet the needs of our customers, wherever they are.

This is why DEUTZ is not only the name for motors which pack a lot of inventive genius. DEUTZ also means reliable service and comprehensive support to enhance your motor's performance.

This index Sales & Service offers you an overview of the DEUTZ partners in your vicinity, including the products for which they are responsible and the range of services provided. But even when no direct product responsibility is mentioned, your DEUTZ partner will be happy to help you with expert advice.

The Index is constantly updated. Please ask your DEUTZ service partner for the latest edition.

DEUTZ AG — at your service.

© 2000



Bestell-Nr.: 0297 7444



Bestell-Nr.: 0297 7445 (CD-ROM)

Obtainable from the local service Partner responsible for you or from:

DEUTZ AG
Deutz-Mülheimer Str. 147-149
D-51057 Köln

Telefon: 0049-221-822-0
Telefax: 0049-221-822-5304
Telex: 8812-0 khd d
<http://www.deutz.de>

Catalogue de Pièces de Rechange

F3-6L 912/W + E-Pac

0297 7572

Cachet du concessionnaire

**Numéro
du moteur:**

--	--	--	--	--	--	--	--

Veillez inscrire dans les cases correspondantes le numéro du moteur. Vous facilitez ainsi le règlement des questions du Service après-vente ainsi que tous les problèmes de réparation et de pièces de rechange

Nous nous réservons le droit dans le présent Manuel, de procéder à toutes modifications techniques utiles visant à améliorer la qualité des moteurs. Toute réimpression ou reproduction du présent Manual, faite même à titre exceptionnel, exige notre autorisation spéciale.



Avant-propos

de
en
fr
es
pt
it
nl
sv
da
fn
no
el
tr
ru
ar
pl

Cher client,

les moteurs refroidis par air de la marque DEUTZ ont été développés pour les applications les plus variées. Il existe un grand choix de variantes répondant aux exigences spéciales demandées dans chaque cas.

Votre moteur est équipé pour les cas d'application envisagée, ce qui signifie que toutes les pièces et composants représentés dans votre Catalogue de pièces de rechange ne sont pas montés sur votre moteur.

Bien que les graphiques ne représentant pas tous les détails, les variantes se distinguent nettement les unes des autres, si bien que vous trouverez sans problème la pièce de rechange correspondant à votre moteur. **Les numéros de référence, de l'organe et du moteur** permettent en tout cas de retrouver la pièce de rechange que vous cherchez.

Lors de votre commande de pièces de rechange veuillez respecter nos indications de commande, afin que nous puissions vous fournir rapidement et sûrement les pièces de rechange demandées dans la version correspondante réactualisée.

Pour toutes questions complémentaires nous restons à votre entière disposition.

DEUTZ AG

Les moteurs Diesel DEUTZ

sont le fruit de longues recherches et d'un développement continu. Le solide savoir-faire ainsi acquis conjugué à des exigences élevées en matière de qualité est la garantie de fabrication de moteurs à longue durée de vie, haute fiabilité et faible consommation en combustible. Il va de soi que les moteurs doivent aussi respecter des exigences élevées en matière de protection de l'environnement.

SERVICE

En cas de panne d'exploitation et pour toute question relative à des pièces de rechange veuillez vous adresser à notre point de service responsable pour votre secteur. Notre personnel qualifié et averti assure une remise en état rapide et appropriée de votre moteur en n'utilisant que des pièces d'origine DEUTZ.

Pièces d'origine DEUTZ

Elles sont soumises aux même niveau d'exigence de qualité que les moteurs DEUTZ. Toute progrès visant à améliorer les moteurs est naturellement immédiatement adoptée pour les pièces d'origine DEUTZ. Seule l'utilisation de pièces d'origine DEUTZ d'origine fabriquées selon des méthodes ultramodernes garantit un fonctionnement irréprochable et une haute fiabilité.

Précaution à prendre quand le moteur marche

N'effectuer les travaux d'entretien ou les réparations qu'à l'arrêt du moteur. A la fin des travaux penser à remonter les dispositifs de protection ayant été déposés. Lors de travaux à faire sur le moteur en marche, les vêtements de travail doivent bien coller au corps. Ne faire le plein que lorsque le moteur est arrêté. Ne jamais faire fonctionner les moteurs dans des locaux fermes. Danger d'asphyxie!

Composants de rechange DEUTZ



Les composants de rechange DEUTZ sont une alternative. Là aussi, de même que pour les pièces neuves, on applique des normes de qualité élevées. Du point de vue fonctionnement et fiabilité les composants de rechange DEUTZ sont équivalents aux pièces d'origine DEUTZ.

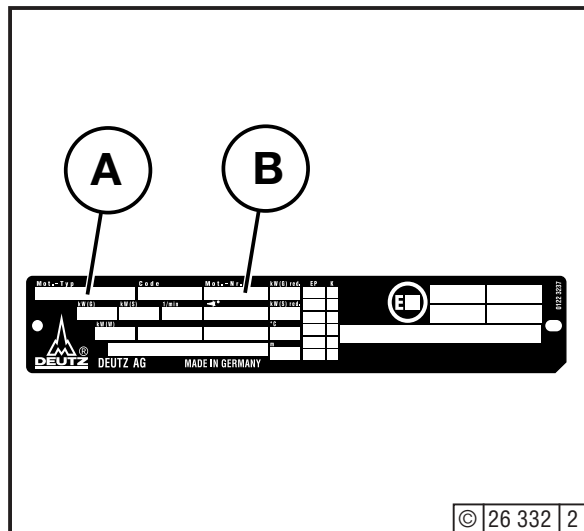
Amiante



Les rondelles d'étanchéité utilisées pour ces moteurs sont exemptes d'amiante. Veuillez employer, lors des travaux d'entretien et de réparation, les pièces de rechange correspondantes.

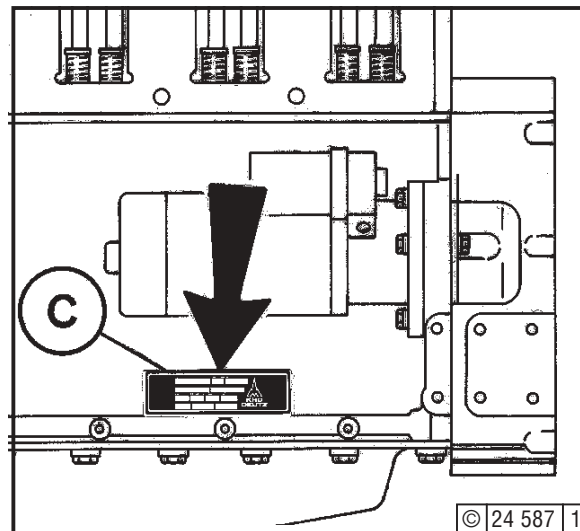
Description du moteur

1 Plaque signalétique de la firme



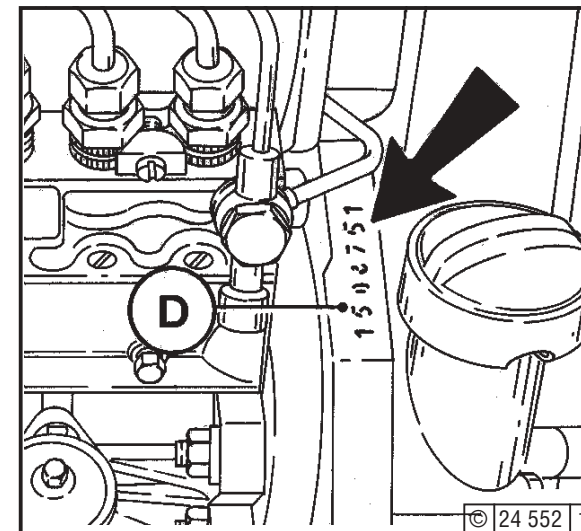
Le type de construction **A**, le numéro du moteur **B** ainsi que les données de puissance sont poinçonnés sur la plaque signalétique de la firme. Lors de la commande de pièces de rechange, veuillez indiquer le type de construction et le numéro du moteur.

2 Position de la plaque signalétique de la firme



La plaque du constructeur **C** est fixée sur le bloc moteur.

3 Numéro du moteur



Le numéro du moteur **D** se trouve gravé sur le bloc moteur et figure aussi sur la plaque du constructeur.

Indications de commande

Lors d'une commande de pièces détachées originales de DEUTZ, il est nécessaire de fournir les indication:

- n° de moteur
- n° d'idenification
- nombre

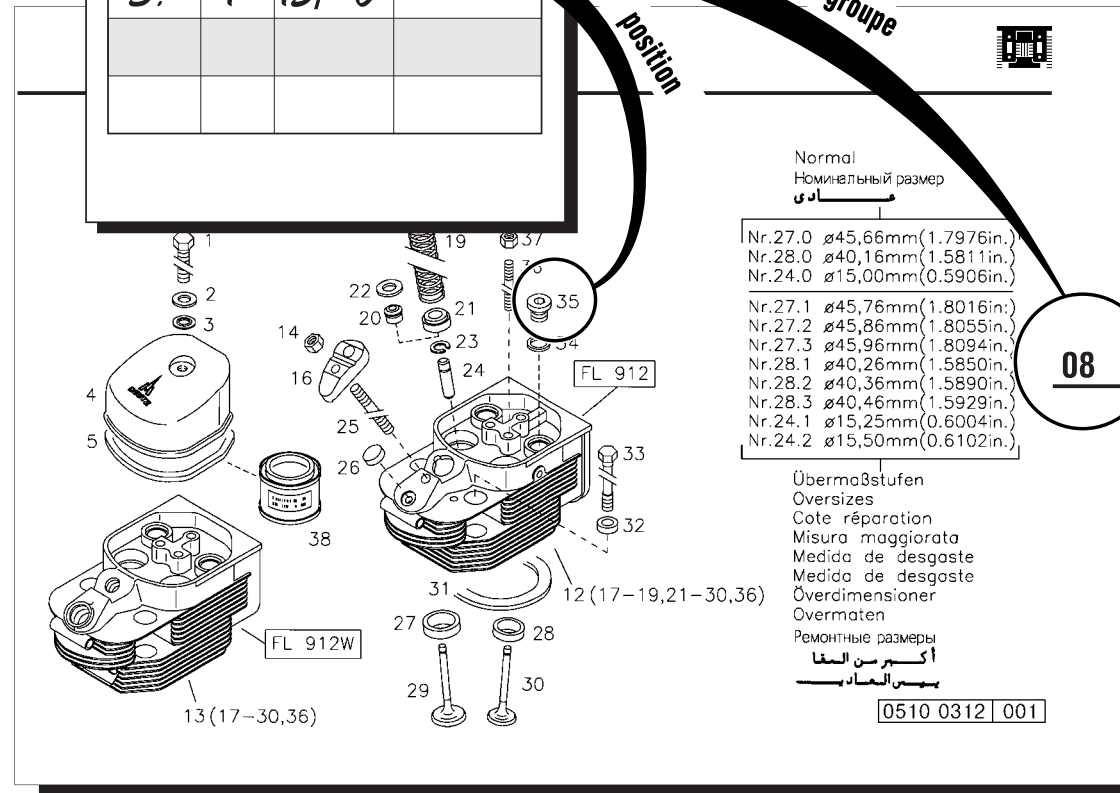
Structure de la documentation

- Les tableaux illustrés de cette liste de pièces détachées sont classés par groupe de moteur.
- Chaque chapitre est précédé d'une vue générale du groupe correspondant.
- Le n° d'identification **08/35** est constitué du n° de groupe (p.ex. **08**) et du n° de position (p.ex. **35**)

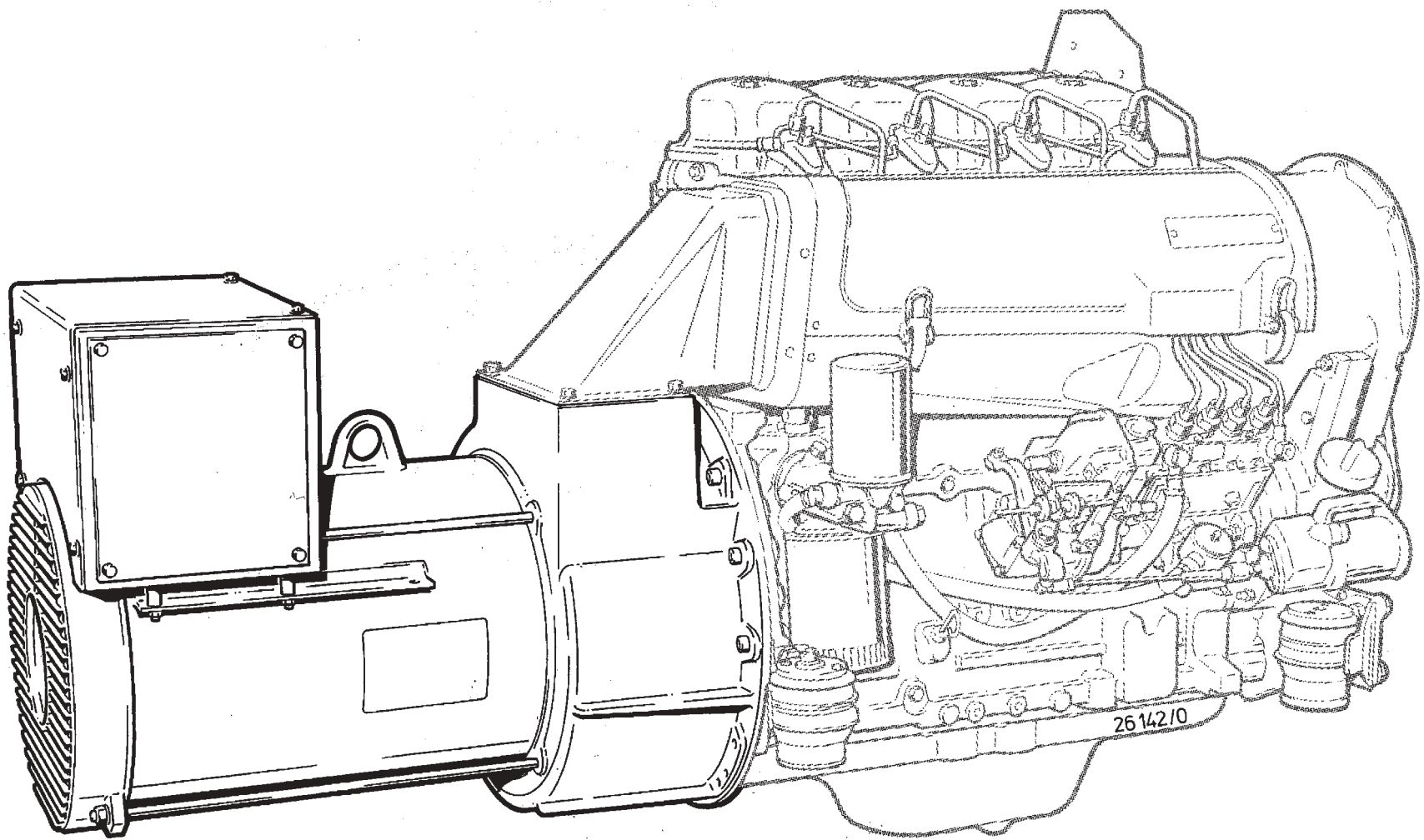
Commande de pièce détachée

N° de moteur 6 766 956

N°	Nom-bre	N° d'identi-fication	Observation
1.	1	01 2	
2.	4	08 35	
3.	1	15 6	



de
en
fr
es
pt
it
nl
sv
da
fn
no
el
tr
ru
ar
pl



Service

Qu'on se le dise: c'est du DEUTZ!

DEUTZ est depuis toujours synonyme d'innovation dans le domaine de la construction de moteurs. C'est un fabricant indépendant qui offre une gamme complète de moteurs diesel et à gaz d'une puissance de 4 à 7 400 kW sur l'ensemble de la planète. Nous fournissons des produits parfaitement adaptés aux exigences de nos clients.

Aujourd'hui, plus de 1,4 million de moteurs DEUTZ tournent dans le monde entier. Notre double objectif est d'assurer la fiabilité de nos moteurs et de garantir la satisfaction de nos clients. C'est pourquoi nous sommes représentés aux quatre coins de la planète par un réseau de partenaires compétents qui correspond à la répartition régionale de nos moteurs.

DEUTZ, ce n'est donc pas seulement une marque innovatrice de moteurs. C'est aussi une gamme complète de services autour du moteur, c'est aussi un nom sur lequel vous pouvez toujours compter.

Le registre Sales & Service vous donne un aperçu des partenaires DEUTZ les plus proches, de leurs compétences techniques et des services qu'ils vous offrent. Et même s'il n'est pas directement spécialisé dans le produit qui vous intéresse, votre partenaire DEUTZ pourra vous conseiller avec compétence.

Le registre est constamment actualisé. N'hésitez pas à demander la dernière version en date à votre partenaire DEUTZ.

Votre DEUTZ AG



Référence de commande: 0297 7444



Référence de commande: 0297 7445 (CD-ROM)

Peut être commandé en vous adressant à votre partenaire service local ou auprès de:

DEUTZ AG
Deutz-Mülheimer Str. 147-149
D-51057 Köln

Telefon: 0049-221-822-0
Telefax: 0049-221-822-5304
Telex: 8812-0 khd d
<http://www.deutz.de>

Lista de Piezas de Repuesto

F3-6L 912/W + E-Pac

Sello del distribuidor

0297 7572

No. de motor:

--	--	--	--	--	--	--	--

Sírvase registrar en estas casillas el No. de motor. Así facilita la tramitación de cuestiones de servicio postventa, reparaciones y repuestos.

Nos reservamos el derecho de efectuar, frente a las representaciones e indicaciones de esta Lista de repuestos, las modificaciones técnicas necesarias para perfeccionar los motores. Para la reimpresión y reproducción en cualquier forma, también en la de extractos, se requiere nuestra autorización por escrito.



Prefacio

Estimado cliente:

Los motores de la marca DEUTZ con enfriamiento por aire han desarrollado para una amplia gama de aplicaciones. Una extensa oferta de variantes garantiza que se cumplen las exigencias especiales de cada caso.

Su motor se ha equipado de acuerdo con el respectivo caso de equipo, o sea que no están montados en el motor de Ud. todos las partes constructivas y componentes representados en su Lista de repuestos.

Pese a que la mayoría de los gráficos no contiene todos los detalles, se pueden distinguir bien las diferentes variantes de modo que resulta fácil identificar el repuesto correspondiente a su motor. E repuesto correcto para cada caso se determina a través de **los números de posición, de grupo constructivo y de motor.**

Le rogamos tenga en cuenta nuestras indicaciones al confeccionar su pedido de repuestos para que le podamos suministrar rápida y seguramente los repuestos requeridos en la ejecución de acuerdo con el último estado de modificación.

En caso de dudas, estamos gustosamente a su disposición para asesorarle.

DEUTZ AG

de
en
fr
es
pt
it
nl
sv
da
fn
no
el
tr
ru
ar
pl

Motores diesel DEUTZ

son el producto de trabajos de investigación y desarrollo de largos años. El fundado know how así logrado conjuntamente con altas exigencias de calidad es la garantía para la fabricación de motores de larga duración, gran fiabilidad y bajo consumo de combustible. Se sobreentiende que se cumplen también las elevadas exigencias para la protección del ambiente.

SERVICE

En caso de anomalías en el funcionamiento y cuestiones de repuestos, sírvase dirigirse a uno de nuestros Servicios Oficiales. Nuestro personal especializado y entrenado se ocupará de subsanar eficientemente y con rapidez cualquier desperfecto, utilizando repuestos originales DEUTZ.

Repuestos originales DEUTZ

están sometidos a las mismas severas exigencias respecto a la calidad que los motores DEUTZ. Desarrollos ulteriores para perfeccionar los motores son introducidos desde luego también en los repuestos originales DEUTZ. Sólo el empleo de repuestos originales DEUTZ fabricados según los conocimientos más recientes garantiza un funcionamiento impecable y alta fiabilidad.

Atención a motor en marcha

Realizar trabajos de mantenimiento o reparación únicamente a motor parado. Remontar una vez terminados los trabajos los dispositivos de protección quitados eventualmente. En caso de que se tengan que efectuar trabajos en el motor en marcha, la ropa de trabajo debe tocar al cuerpo para evitar accidentes. Hacer el repostado sólo a motor parado. No hacer funcionar nunca el motor en locales cerrados – peligro de intoxicación.

Componentes reacondicionados DEUTZ



Componentes reacondicionados DEUTZ constituyen una alternativa económica frente a repuestos originales DEUTZ.

Naturalmente rigen también aquí, igual que para piezas nuevas, elevadísimas exigencias de calidad. Los repuestos reacondicionados DEUTZ equivalen a los repuestos originales en cuanto a funcionamiento y fiabilidad.

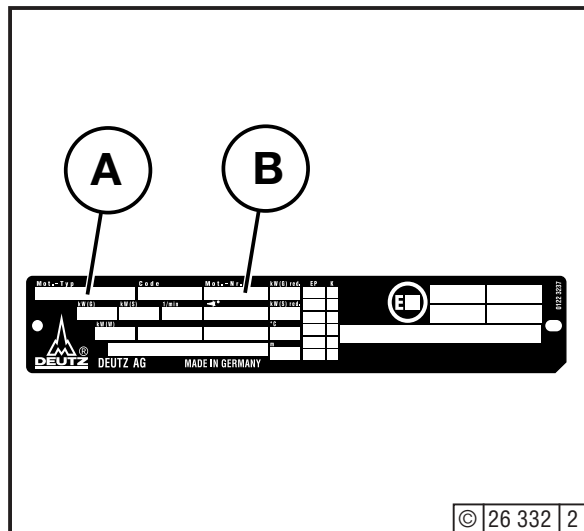
Amianto



Las juntas utilizadas en este motor son exentas de amianto (asbesto). Para trabajos de mantenimiento y reparación sírvase utilizar los repuestos correspondientes.

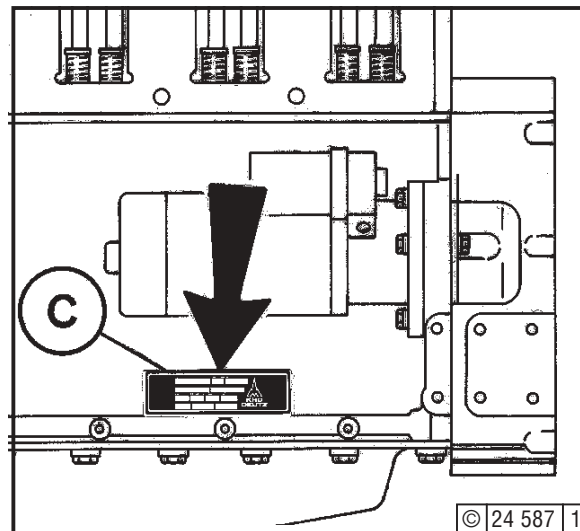
Descripción del motor

1. Placa del fabricante



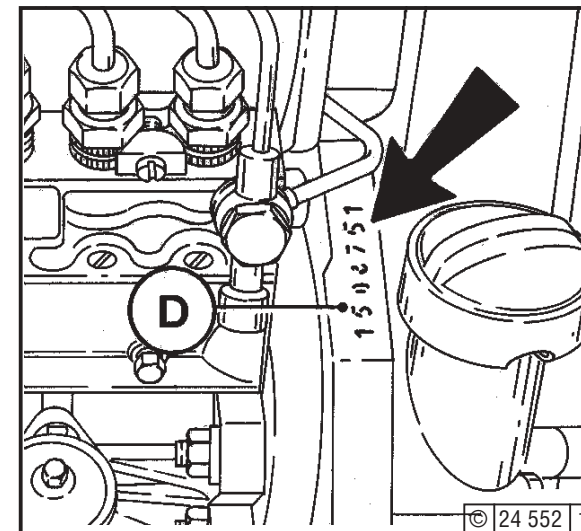
El tipo **A**, el número de motor **B**, así como los datos de potencia van estampados en la placa del fabricante. El tipo y el número de motor se han de indicar en los pedidos de repuestos.

2. Situación de la placa del fabricante



La placa del fabricante **C** va fijada en el cárter.

3. Número de motor



El número de motor **D** va estampado en el cárter y en la placa del fabricante.

Indicaciones para el pedido:

Al solicitar piezas originales de DEUTZ será necesario indicar los siguientes datos:

- Nº de Motor:
- Nº de identificación
- Cantidad de piezas

Estructuración de la documentación

- Las tablas con las ilustraciones de dichas piezas de repuesto están clasificadas de acuerdo con el grupo constructivo de los motores.
- Antes de cada sección se presenta un resumen de los grupos constructivos
- El Nº de identificación **08/35** consta del grupo (v.g. **08**) y de la posición (v.g. **35**)

Pedido de repuestos

Nº de Motor: 6 766 956

Nº Pos.	Cant.	Nº de ident.	Anotación:
1.	1	01 2	
2.	4	08 35	
3.	1	15 6	

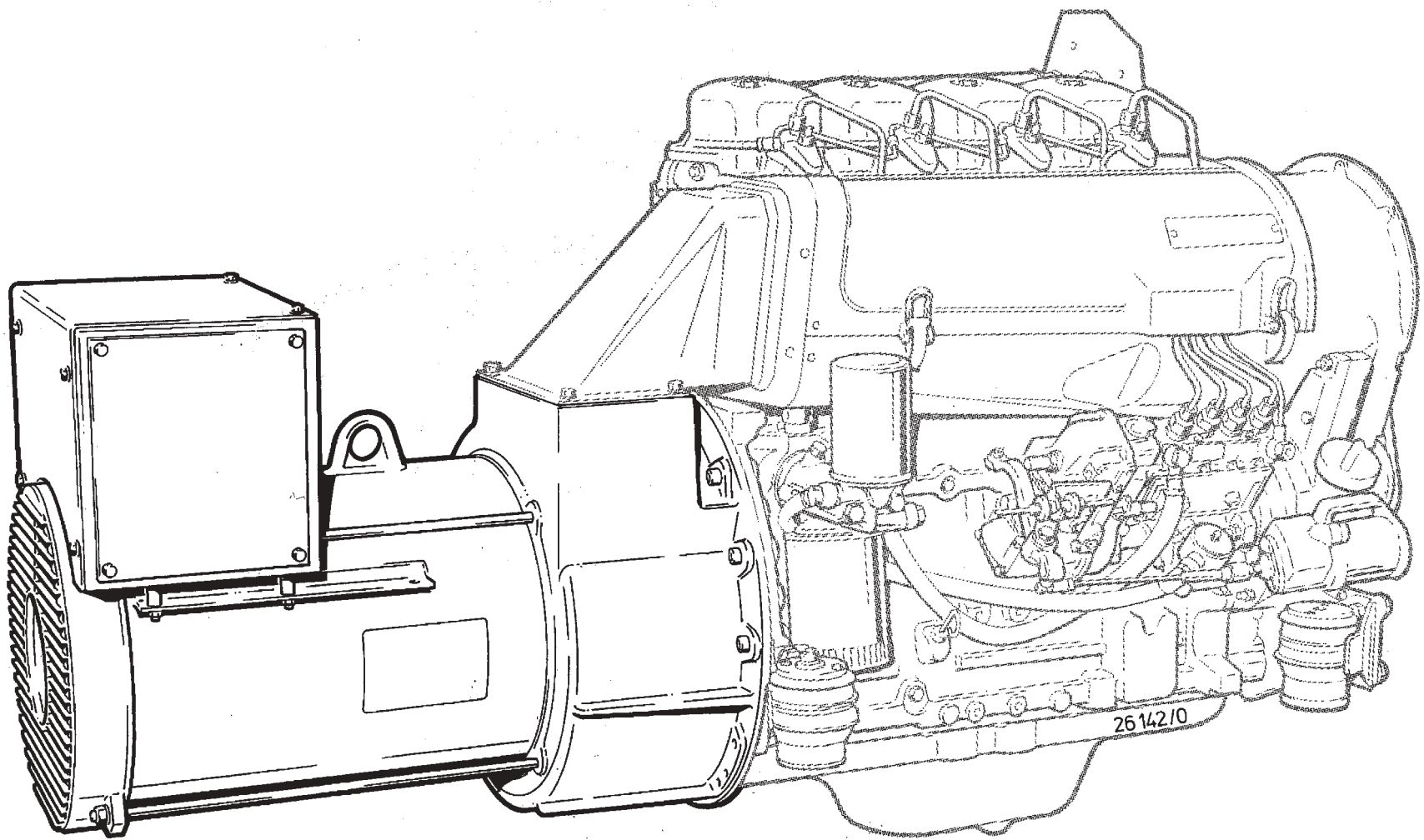
Normal
Номинальный размер
أحادي

Nr.27.0	∅45,66mm(1.7976in.)
Nr.28.0	∅40,16mm(1.5811in.)
Nr.24.0	∅15,00mm(0.5906in.)
Nr.27.1	∅45,76mm(1.8016in.)
Nr.27.2	∅45,86mm(1.8055in.)
Nr.27.3	∅45,96mm(1.8094in.)
Nr.28.1	∅40,26mm(1.5850in.)
Nr.28.2	∅40,36mm(1.5890in.)
Nr.28.3	∅40,46mm(1.5929in.)
Nr.24.1	∅15,25mm(0.6004in.)
Nr.24.2	∅15,50mm(0.6102in.)

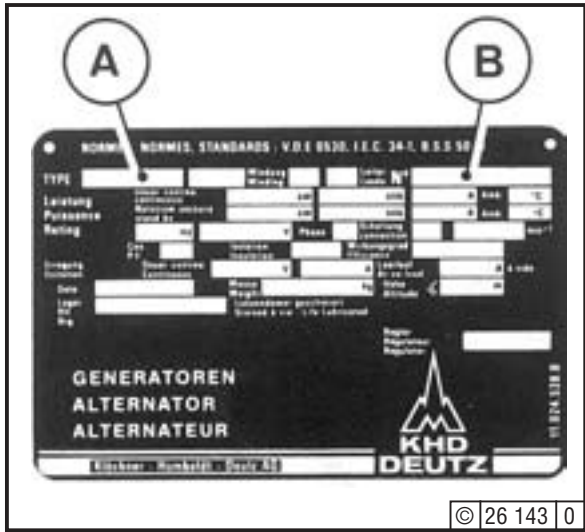
08

Übermaßstufen
Oversizes
Cote réparation
Misura maggiorata
Medida de desgaste
Medida de desgaste
Överdimensioner
Overmaten
Ремонтные размеры
أكبر من المقادير
بمس المقادير

0510 0312 001

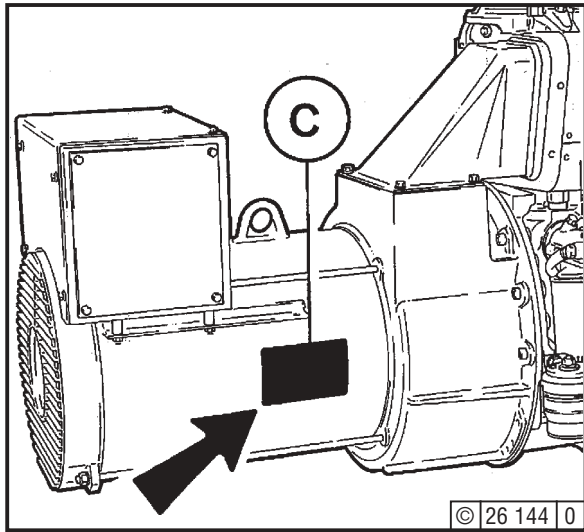


1. Rótulo de fábrica



El modelo **A**, el número **B** del generador y los datos de potencia, etc., se encuentran grabados en el rótulo de fábrica. Para pedidos de repuestos, se deben indicar el modelo, el número del motor y el número del generador.

2. Posición del rótulo de fábrica



El rótulo de fábrica **C** está adherido a la carcasa del estator.

Servicio

La confianza de saber que es DEUTZ

DEUTZ siempre ha estado a la vanguardia de la industria de fabricación de motores. Como marca independiente, ofrecemos, a escala mundial, una gama muy completa de motores diesel y de gas, con potencias comprendidas entre 4kW y 7400kW. Nuestros productos están estudiados para satisfacer plenamente las exigencias de nuestros clientes.

Más de 1.400.000 motores DEUTZ funcionan con toda fiabilidad en distintas partes del mundo. Estamos resueltos a mantener las elevadas prestaciones de nuestros motores y, por consiguiente, la confianza y satisfacción de nuestros clientes. Por ello, contamos con una red mundial de centros de asistencia, cuya densidad corresponde a la distribución de motores en las distintas regiones.


Así pues, DEUTZ no es tan sólo el nombre de un motor fruto del genio creador. DEUTZ también significa un paquete de servicios de apoyo para garantizar un funcionamiento óptimo del motor y una asistencia técnica en la que puede Ud. confiar.

El registro Sales & Service le ofrece una panorámica de los centros DEUTZ en su zona geográfica, detallando, en particular, los productos de los que se ocupa cada centro y la gama de servicios disponibles. Pero incluso cuando no se mencione un producto determinado, puede Ud. estar seguro que su centro de asistencia DEUTZ tendrá mucho gusto en asesorarle y ayudarle en todo lo que pueda.

El registro se actualiza periódicamente. No dude en solicitar la última edición a su centro de asistencia DEUTZ.

DEUTZ AG
A su servicio.

© 2000



No. Pedido: 0297 7444



No. Pedido: 0297 7444

Obtenible a través de su servicio local correspondiente o de:


DEUTZ AG
Deutz-Mülheimer Str. 147-149
D-51057 Köln

Telefon: 0049-221-822-0
Telefax: 0049-221-822-5304
Telex: 8812-0 khd d
<http://www.deutz.de>

Listino parti di ricambio

F3-6L 912/W

+ E-Pac



Timbro del concessionario



0297 7572

Numero del motore:

--	--	--	--	--	--	--	--

Voglia annotare qui il numero del motore. In questo modo faciliterà il disbrigo in caso di questioni relative all'assistenza tecnica, alla riparazione ed ai pezzi di ricambio.

Rispetto all'illustrazione ed alle indicazioni di questa lista dei pezzi di ricambio, ci si riserva quelle modifiche tecniche che sono necessarie per migliorare i motori. Per la ristampa e la riproduzione di qualsiasi tipo è necessaria la nostra autorizzazione scritta.



Prefazione

Egregio cliente,

i motori DEUTZ raffreddati ad aria sono stati sviluppati per un ampio spettro d'uso. Grazie ad una vasta offerta di varianti viene garantito che verrà fatto fronte alle rispettive esigenze particolari.

Il Suo motore è allestito secondo lo specifico caso di montaggio, vale a dire che non tutti gli elementi ed i componenti illustrati nel Suo listino dei pezzi di ricambio sono integrati nel Suo motore.

it Nonostante i grafici non siano illustrati con tutti i dettagli, si possono distinguere chiaramente le singole varianti, così che è facile trovare con facilità il pezzo di ricambio importante per il Suo motore. In ogni caso verrà rilevato il pezzo di ricambio giusto tramite **numero di posizione, di gruppo di assemblaggio e di motore.**

Per l'ordinazione di pezzi di ricambio voglia osservare le nostre indicazioni per l'ordinazione al fine di permetterci di fornirle in modo celere e sicuro i pezzi di ricambio necessari nella relativa versione, conforme all'ultima modifica.

Siamo a Vs. completa disposizione per eventuali chiarimenti.

Sua
DEUTZ AG

I motori Diesel DEUTZ

sono il prodotto di numerosi anni di ricerca e sviluppo. Il solido know how così ottenuto in combinazione con elevate esigenze qualitative è la garanzia per la fabbricazione di motori aventi lunga durata, elevata affidabilità ed un basso consumo di combustibile. E' naturale che si faccia fronte anche alle elevate esigenze a favore della protezione ambientale.

I pezzi di ricambio originali

sono soggetti alle stesse severe esigenze qualitative poste ai motori DEUTZ. I perfezionamenti atti a migliorare i motori vengono naturalmente introdotti anche per i pezzi di ricambio originali. Soltanto l'uso di pezzi di ricambio originali, fabbricati secondo le più attuali conoscenze, offre la garanzia di un perfetto funzionamento e di elevata affidabilità.

Componenti intercambiabili DEUTZ



I componenti intercambiabili DEUTZ sono un'alternativa economica ai pezzi di ricambio originali.

Naturalmente anche qui, come per i pezzi nuovi, valgono massimi criteri qualitativi. I componenti intercambiabili DEUTZ sono equivalenti ai pezzi di ricambio per ciò che concerne il loro funzionamento ed affidabilità.

SERVICE

In caso di avarie o richieste di ricambi, rivolgersi immediatamente ai nostri Centri di Assistenza autorizzati. Per non diminuire la sicurezza di funzionamento, tutti i lavori devono essere effettuati da personale specializzato servendosi dell'impiego di ricambi originali.

Prudenza con il motore acceso

Eseguire i lavori di manutenzione o di riparazione solo con motore spento. Al termine dei lavori rimontare i dispositivi di sicurezza eventualmente asportati. Per lavori da eseguire con il motore acceso, l'abbigliamento da lavoro deve aderire bene al corpo. Fare rifornimento di combustibile solo con motore spento. Non lasciare il motore acceso in locali chiusi – pericolo di avvelenamento.

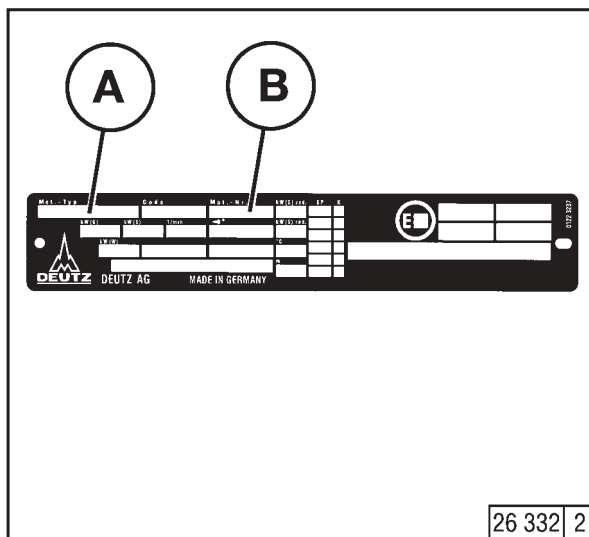
Amianto



Le guarnizioni utilizzate per questo motore sono senti da amianto. Per i lavori di manutenzione e di riparazione fate uso degli appositi ricambi.

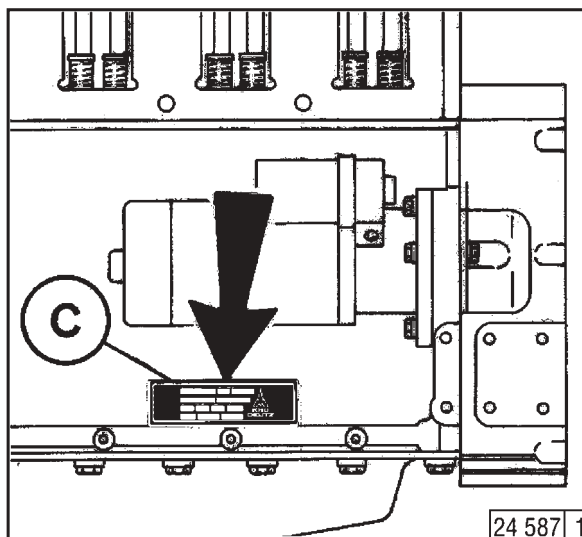
Descrizione del motore

1. Targhetta di fabbricazione



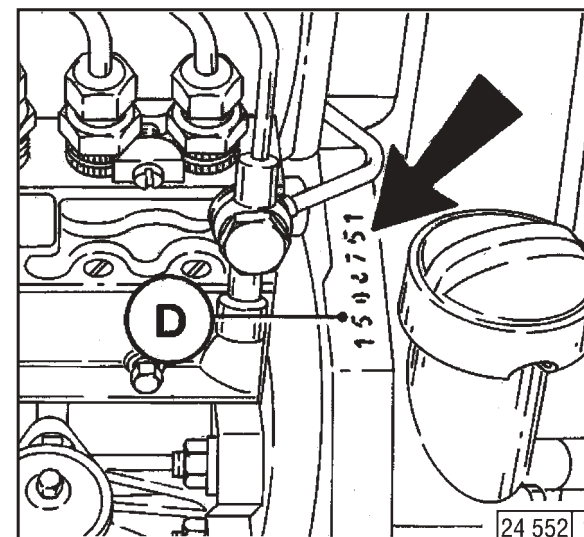
Il tipo di costruzione **A**, il numero del motore **B** ed i dati tecnici sono stampigliati sulla targhetta di fabbricazione. Per l'acquisto di pezzi di ricambio, bisogna indicare il tipo di costruzione ed il numero del motore.

2. Posizione della targhetta di fabbricazione



La targhetta di fabbricazione **C** è fissata all'incastellatura.

3. Numero del motore



Il numero del motore **D** è stampigliato sia sull'incastellatura come pure sulla targhetta di fabbricazione.

Ordinazione di pezzi di ricambio

Dati di ordinazione

Per l'ordinazione di pezzi di ricambio originali DEUTZ, indicare sempre i seguenti dati:

- No. del motore
- Codice d'identificazione
- Unità

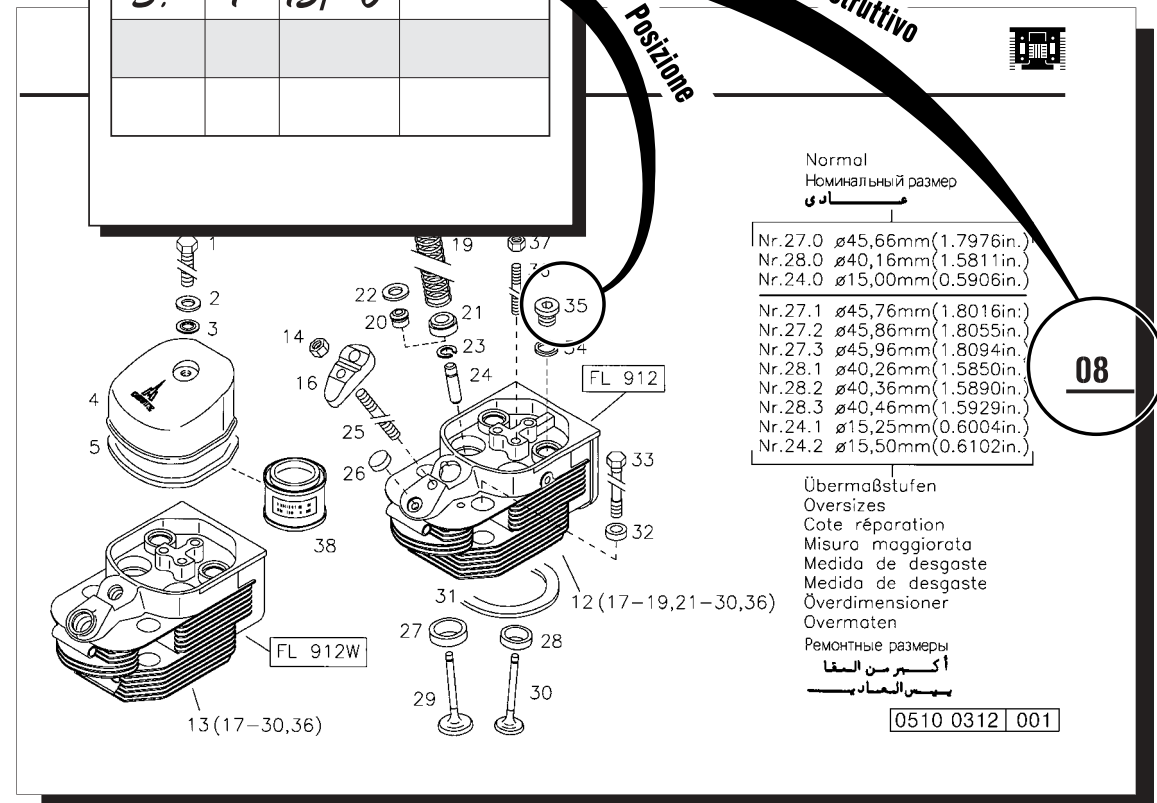
Struttura della documentazione

- Le tavole di questa lista dei pezzi di ricambio sono suddivise secondo i gruppi costruttivi dei motori
- Ogni capitolo è preceduto da una vista generale dei gruppi costruttivi
- Il codice d'identificazione **08/35** è costituito dal gruppo costruttivo (per es. **08**) e dalla posizione (per es. **35**)

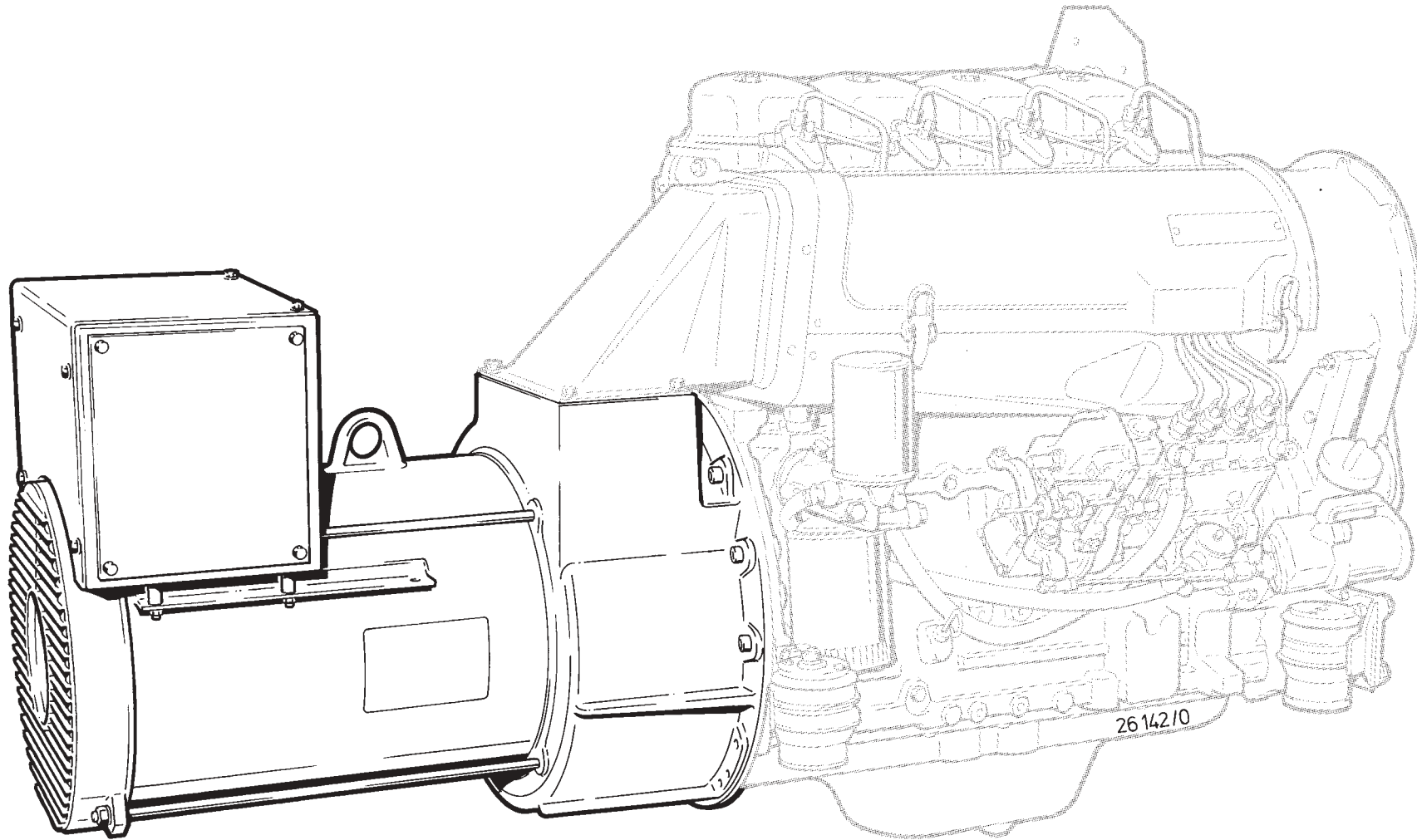
Ordinazione di pezzi di ricambio

No. del motore: 6 766 956

No. progr.	Unità	Cod. d'identif.	Note
1.	1	01/ 2	
2.	4	08/35	
3.	1	15/ 6	

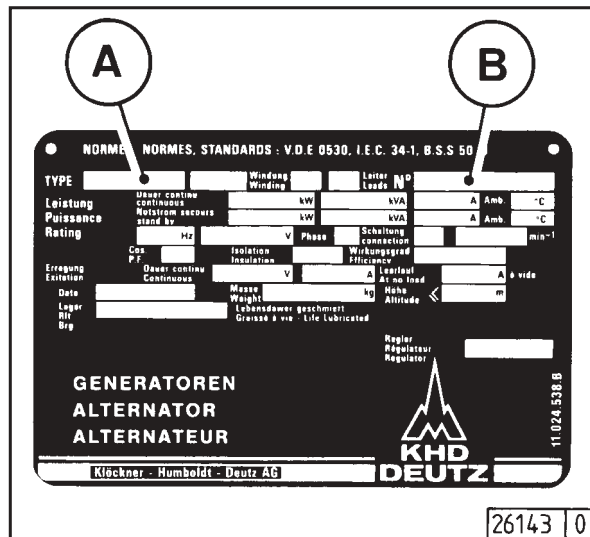


it



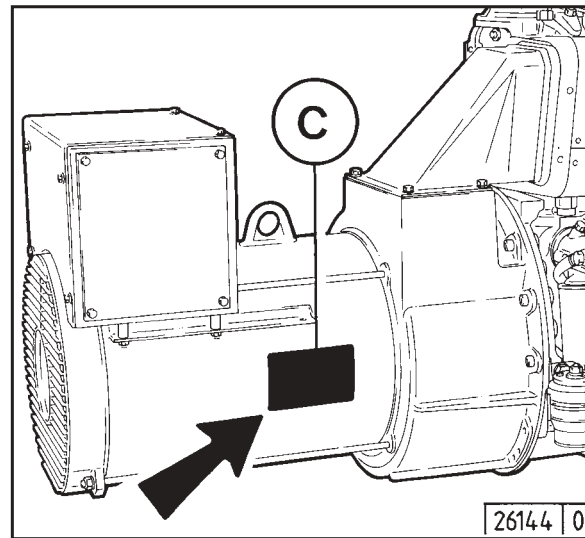
Descrizione del'alternatore

1. Targhetta



Il tipo di alternatore **A**, il numero di serie **B** e le sue caratteristiche di potenza, sono indicate sulla targhetta. Per ordinare i ricambi, è indispensabile indicare il tipo ed il numero die serie del motore, così pure come il numero di serie dell'alternatore.

2. Posizionamento della targhetta



La targhetta **C** è fissata sullo statore.

Service

DEUTZ: un nome che vuol dire eccellenza!

DEUTZ, da sempre sinonimo di innovazione nel settore della fabbricazione dei motori, è un fabbricante indipendente che offre sul mercato mondiale una gamma completa di motori diesel ed a gas di potenza compresa fra 4 e 7400 kW. Noi forniamo prodotti perfettamente adatti alle specifiche esigenze dei nostri clienti.


Oggi, più di 1,4 milioni di motori DEUTZ sono in attività in tutto il mondo. Noi perseguiamo un duplice obiettivo: garantire la massima affidabilità dei nostri prodotti e garantire un elevato livello di soddisfazione ai nostri clienti. Ecco perché abbiamo istituito una rete mondiale di partner, la cui densità è funzione diretta del numero di motori in attività in ciascuna regione.

DEUTZ non è solamente un marchio innovatore di motori, ma anche una gamma completa di servizi in grado di accentuare le loro caratteristiche di affidabilità ed un nome su cui potrete sempre contare.

Il registro Sales & Service vi fornisce una panoramica dei partner DEUTZ più vicini, inclusa la gamma di servizi offerti e le famiglie di prodotti per cui essi possono assicurarvi una manutenzione specializzata. Qualora non potessero fornirvi un aiuto diretto, potranno in ogni caso consigliarvi con competenza.

Il registro è sottoposta ad un regolare aggiornamento. Se necessario, potrete ottenerne l'edizione più recente rivolgendovi al vostro partner DEUTZ.

Il Vostro DEUTZ AG



No. d'ordine 0297 7444



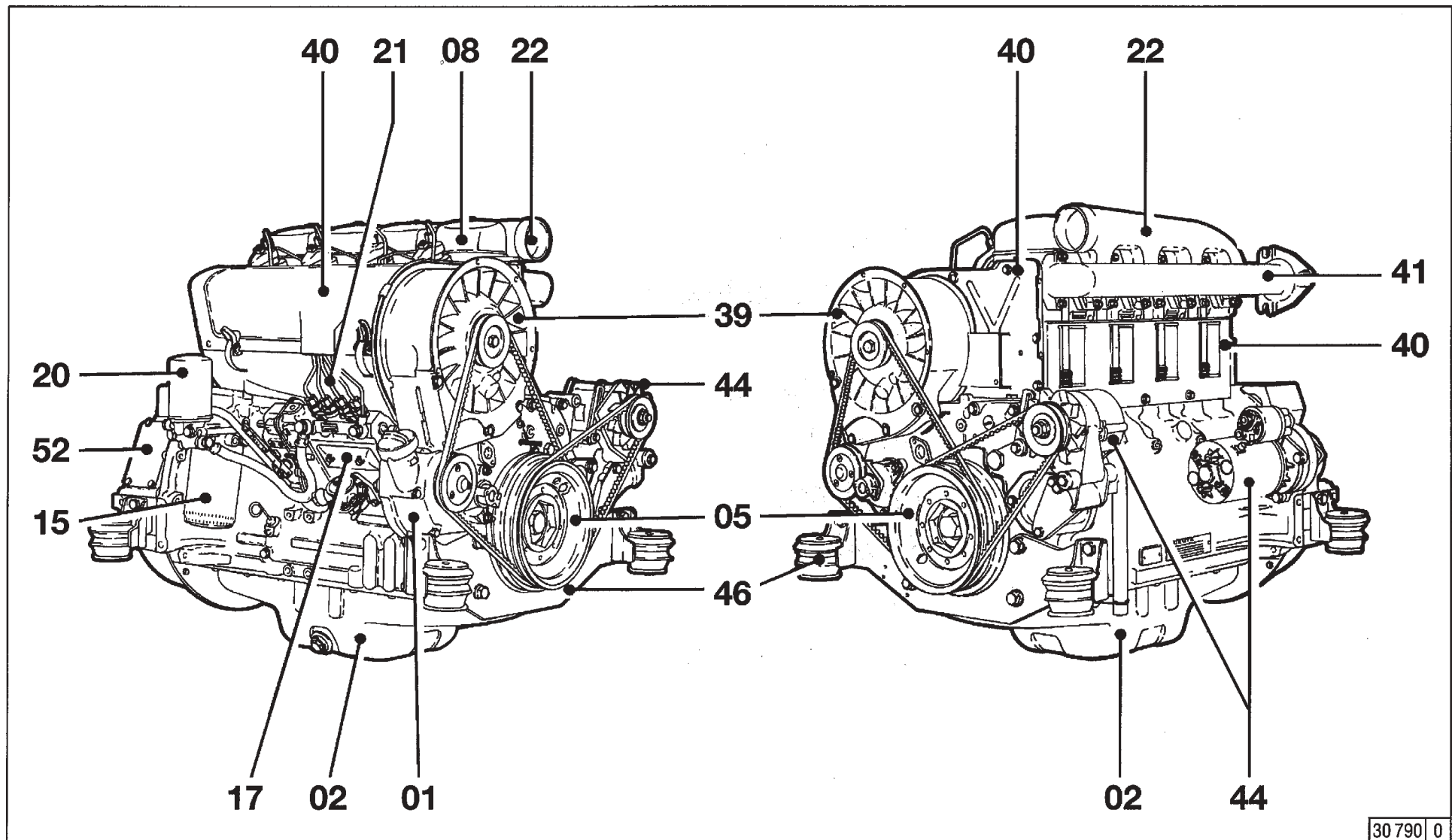
No. d'ordine 0297 7445 (CD-ROM)

Reperibile attraverso il Vostro Partner Service locale oppure presso la:


DEUTZ AG
Deutz-Mülheimer Str. 147-149
D-51057 Köln

Telefono: 0049-221-822-0
Telefax: 0049-221-822-5304
Telex: 8812-0 khd d
<http://www.deutz.de>

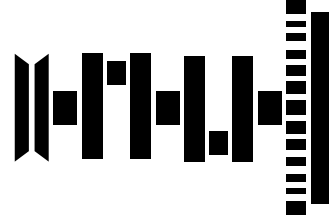
Bildtafeln
Illustrations
Figures
Grabados
Quadros de figuras
Tavole
Afbeeldingen
Planscher
Illustrationer
Kuvat
Bilder
Διαγράμματα
Иллюстрации
الرسوم والأشكال التوضيحية



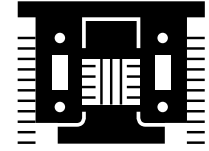
01



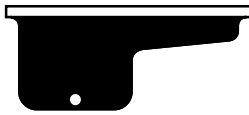
05



08



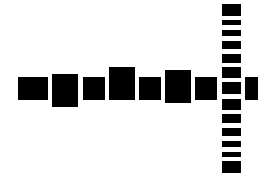
02




06



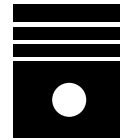
10

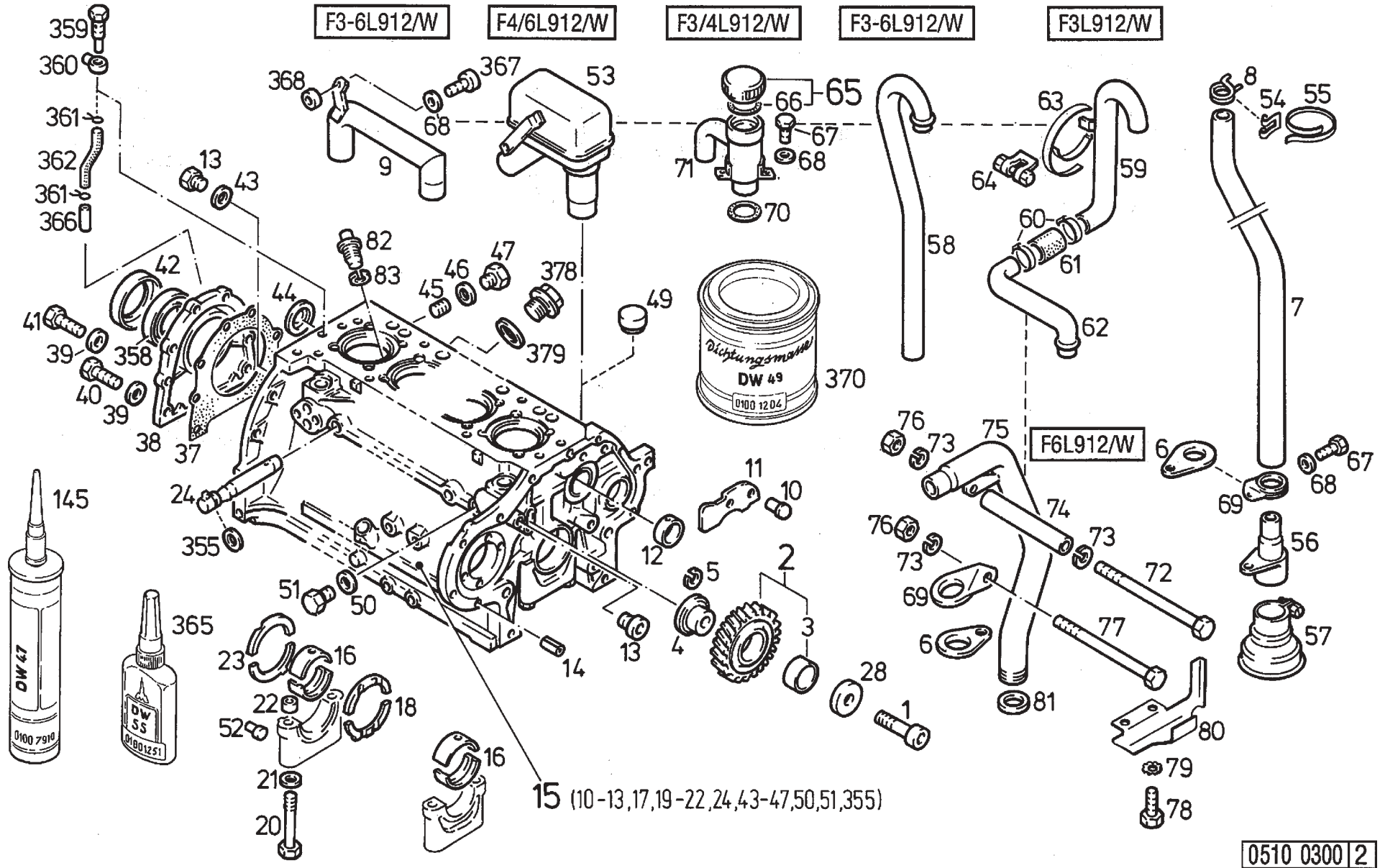


04



07



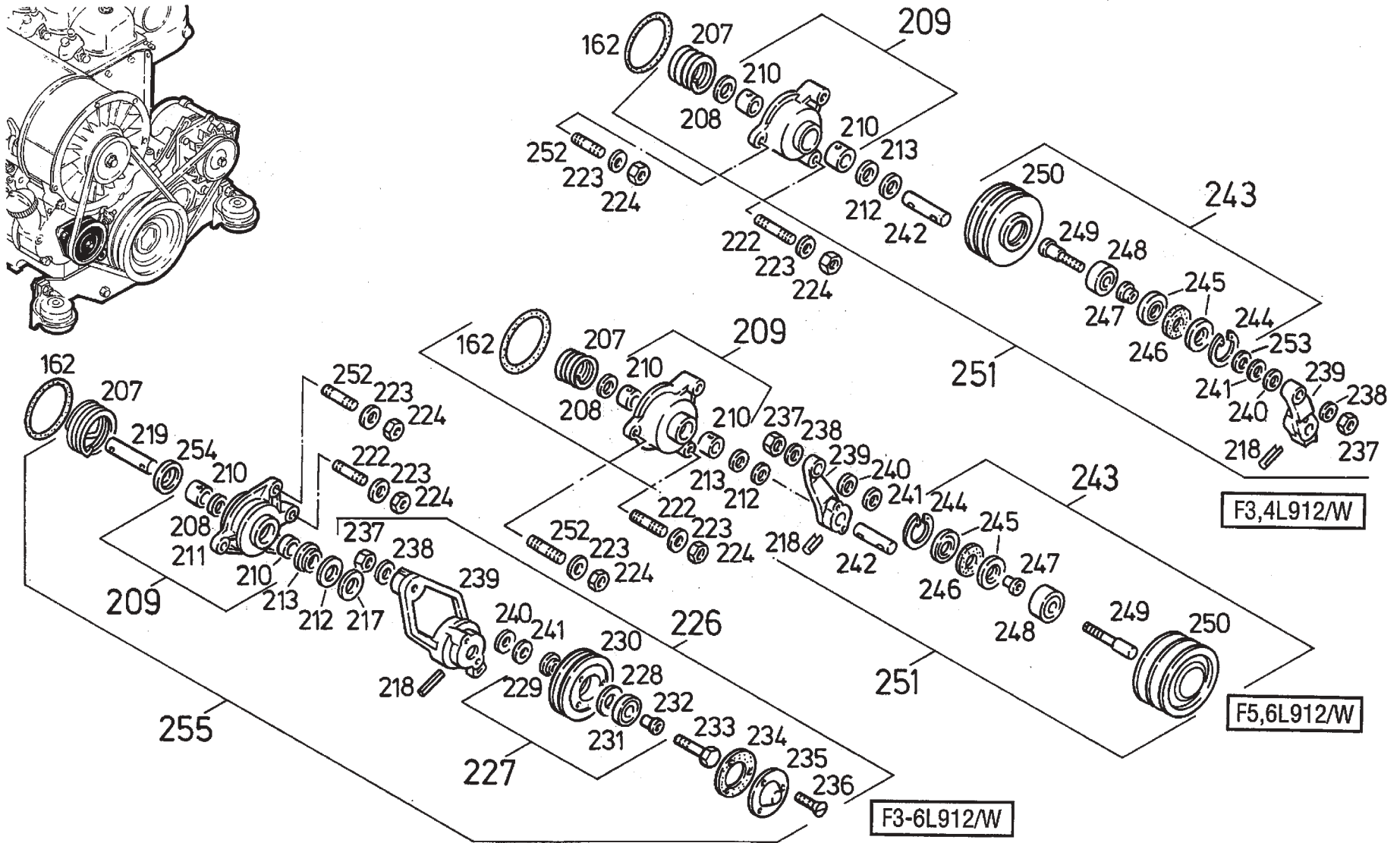


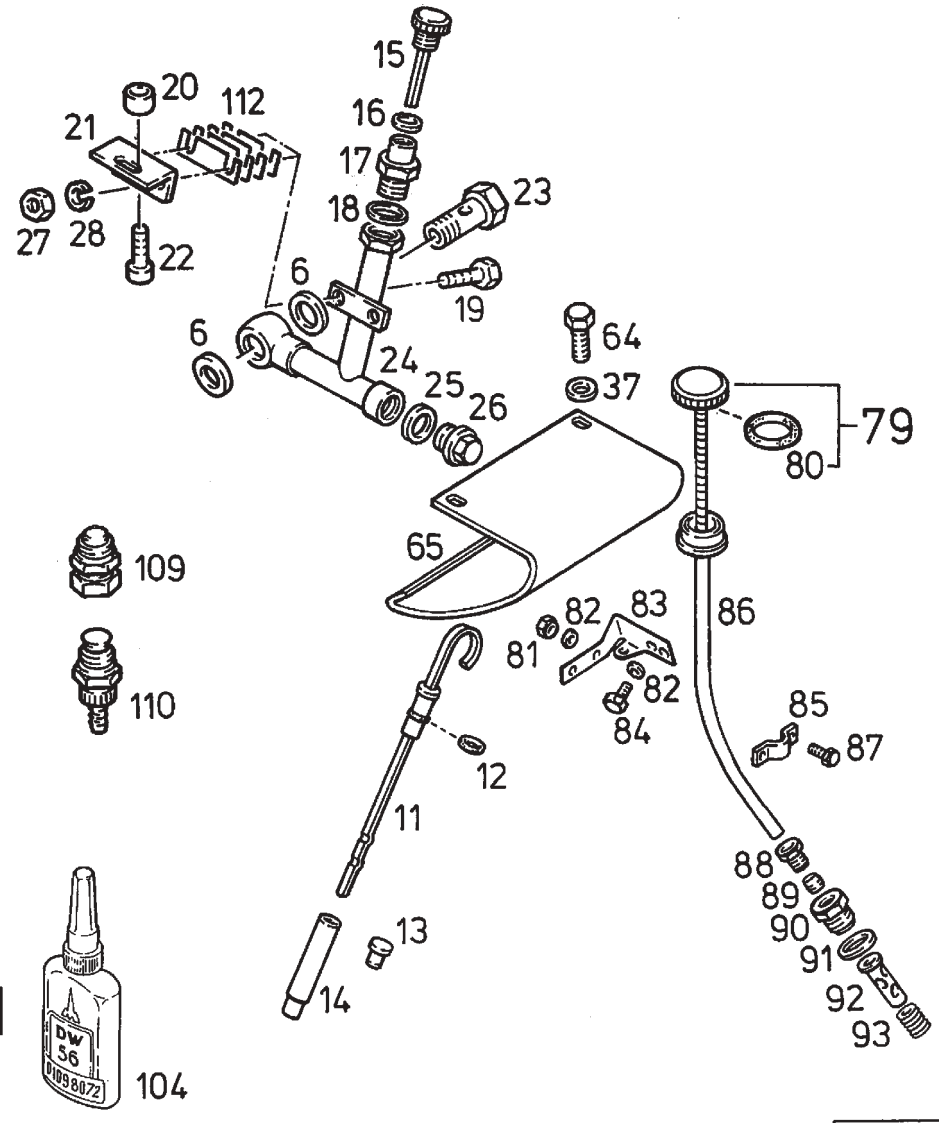
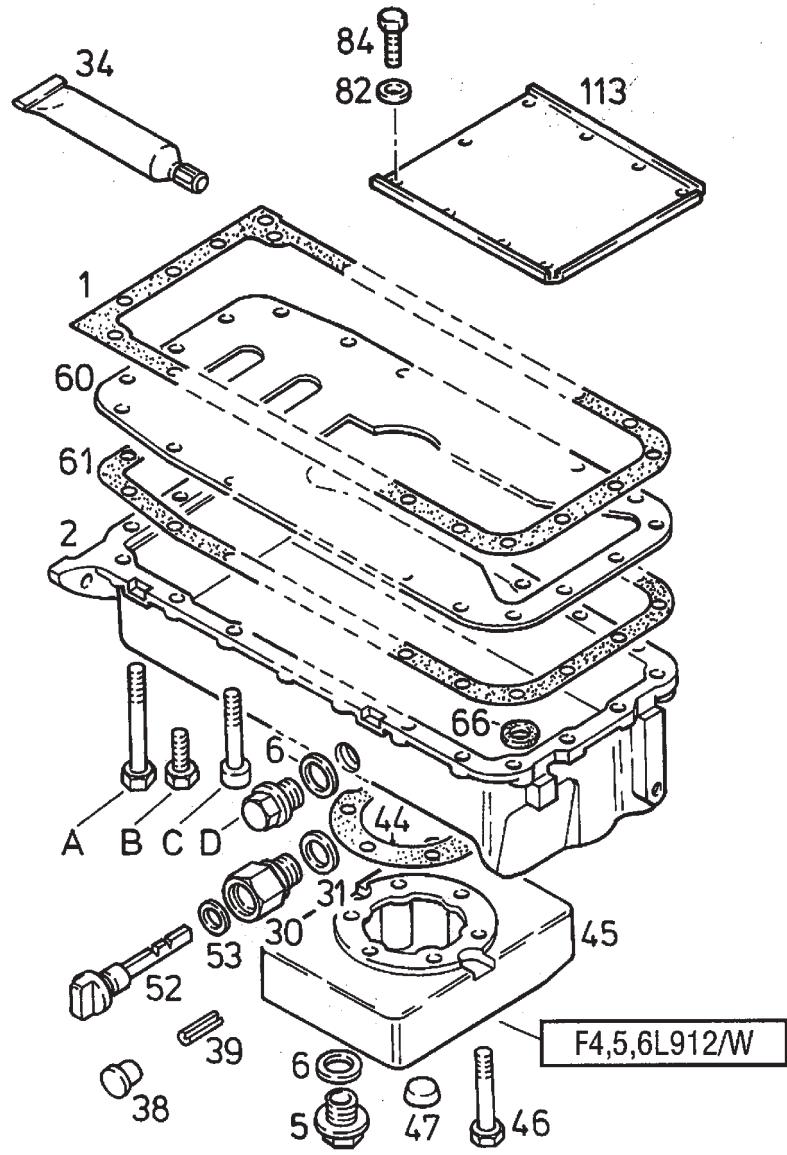
Nr. 16	<table border="0"> <tr> <td>Normal</td> <td>70,00 mm Φ (2.7559 in.)</td> </tr> <tr> <td>Номинальный размер</td> <td>70,00 mm Φ (2.7559 in.)</td> </tr> <tr> <td>عادي</td> <td></td> </tr> </table>	Normal	70,00 mm Φ (2.7559 in.)	Номинальный размер	70,00 mm Φ (2.7559 in.)	عادي		<p>für Lagerzapfen for bearing journal pour tourillon perno del cuscinetto di banco para muñón de cigüeñal para munhão do virabrequim för ramlagertappar voor Lagertap для шеек коленчатого вала لتيللة المحاور</p>																																																															
Normal	70,00 mm Φ (2.7559 in.)																																																																						
Номинальный размер	70,00 mm Φ (2.7559 in.)																																																																						
عادي																																																																							
Nr. 16/1	<table border="0"> <tr> <td>Untermaßstufen</td> <td>69,75 mm Φ (2.7459 in.)</td> </tr> <tr> <td>Undersizes</td> <td>69,50 mm Φ (2.7362 in.)</td> </tr> <tr> <td>Cote réparation</td> <td>69,25 mm Φ (2.7263 in.)</td> </tr> <tr> <td>Misura minorata</td> <td>69,25 mm Φ (2.7263 in.)</td> </tr> <tr> <td>Medida de desgaste</td> <td>69,00 mm Φ (2.7165 in.)</td> </tr> <tr> <td>Medida de desgaste</td> <td>69,00 mm Φ (2.7165 in.)</td> </tr> <tr> <td>Underdimensioner</td> <td>68,75 mm Φ (2.7066 in.)</td> </tr> <tr> <td>Ondermaten</td> <td>68,50 mm Φ (2.6968 in.)</td> </tr> <tr> <td>Ремонтные размеры</td> <td>68,50 mm Φ (2.6968 in.)</td> </tr> <tr> <td>Nr. 16/2</td> <td></td> </tr> <tr> <td>Nr. 16/3</td> <td></td> </tr> <tr> <td>Nr. 16/4</td> <td></td> </tr> <tr> <td>Nr. 16/5</td> <td></td> </tr> <tr> <td>Nr. 16/6</td> <td></td> </tr> <tr> <td></td> <td>أقل من المقاييس العادية</td> <td></td> </tr> <tr> <td>Nr. 18, 23</td> <td> <table border="0"> <tr> <td>Normal</td> <td>3,00 mm (0.1181 in.)</td> </tr> <tr> <td>Номинальный размер</td> <td>3,00 mm (0.1181 in.)</td> </tr> <tr> <td>عادي</td> <td></td> </tr> </table> </td> <td rowspan="7"> <p>dick thick épais spessore espesor grossura tjock dik толщина سميك</p> </td> </tr> <tr> <td>Nr. 18/1, 23/1</td> <td> <table border="0"> <tr> <td>Übermaßstufen</td> <td></td> </tr> <tr> <td>Oversizes</td> <td></td> </tr> <tr> <td>Cote réparation</td> <td>3,25 mm (0.1279 in.)</td> </tr> <tr> <td>Misura maggiorata</td> <td>3,25 mm (0.1279 in.)</td> </tr> <tr> <td>Medida de desgaste</td> <td>3,50 mm (0.1378 in.)</td> </tr> <tr> <td>Medida de desgaste</td> <td>3,50 mm (0.1378 in.)</td> </tr> <tr> <td>Överdimensioner</td> <td>3,75 mm (0.1476 in.)</td> </tr> <tr> <td>Overmaten</td> <td>4,00 mm (0.1575 in.)</td> </tr> <tr> <td>Ремонтные размеры</td> <td>4,00 mm (0.1575 in.)</td> </tr> <tr> <td>Nr. 18/2, 23/2</td> <td></td> </tr> <tr> <td>Nr. 18/3, 23/3</td> <td></td> </tr> <tr> <td>Nr. 18/4, 23/4</td> <td></td> </tr> <tr> <td></td> <td>أكبر من المقاييس العادية</td> <td></td> </tr> </table></td></tr></table>	Untermaßstufen	69,75 mm Φ (2.7459 in.)	Undersizes	69,50 mm Φ (2.7362 in.)	Cote réparation	69,25 mm Φ (2.7263 in.)		Misura minorata	69,25 mm Φ (2.7263 in.)	Medida de desgaste	69,00 mm Φ (2.7165 in.)	Medida de desgaste	69,00 mm Φ (2.7165 in.)	Underdimensioner	68,75 mm Φ (2.7066 in.)	Ondermaten	68,50 mm Φ (2.6968 in.)	Ремонтные размеры	68,50 mm Φ (2.6968 in.)	Nr. 16/2		Nr. 16/3		Nr. 16/4		Nr. 16/5		Nr. 16/6			أقل من المقاييس العادية		Nr. 18, 23	<table border="0"> <tr> <td>Normal</td> <td>3,00 mm (0.1181 in.)</td> </tr> <tr> <td>Номинальный размер</td> <td>3,00 mm (0.1181 in.)</td> </tr> <tr> <td>عادي</td> <td></td> </tr> </table>	Normal	3,00 mm (0.1181 in.)	Номинальный размер	3,00 mm (0.1181 in.)	عادي		<p>dick thick épais spessore espesor grossura tjock dik толщина سميك</p>	Nr. 18/1, 23/1	<table border="0"> <tr> <td>Übermaßstufen</td> <td></td> </tr> <tr> <td>Oversizes</td> <td></td> </tr> <tr> <td>Cote réparation</td> <td>3,25 mm (0.1279 in.)</td> </tr> <tr> <td>Misura maggiorata</td> <td>3,25 mm (0.1279 in.)</td> </tr> <tr> <td>Medida de desgaste</td> <td>3,50 mm (0.1378 in.)</td> </tr> <tr> <td>Medida de desgaste</td> <td>3,50 mm (0.1378 in.)</td> </tr> <tr> <td>Överdimensioner</td> <td>3,75 mm (0.1476 in.)</td> </tr> <tr> <td>Overmaten</td> <td>4,00 mm (0.1575 in.)</td> </tr> <tr> <td>Ремонтные размеры</td> <td>4,00 mm (0.1575 in.)</td> </tr> <tr> <td>Nr. 18/2, 23/2</td> <td></td> </tr> <tr> <td>Nr. 18/3, 23/3</td> <td></td> </tr> <tr> <td>Nr. 18/4, 23/4</td> <td></td> </tr> <tr> <td></td> <td>أكبر من المقاييس العادية</td> <td></td> </tr> </table>	Übermaßstufen		Oversizes		Cote réparation	3,25 mm (0.1279 in.)	Misura maggiorata	3,25 mm (0.1279 in.)	Medida de desgaste	3,50 mm (0.1378 in.)	Medida de desgaste	3,50 mm (0.1378 in.)	Överdimensioner	3,75 mm (0.1476 in.)	Overmaten	4,00 mm (0.1575 in.)	Ремонтные размеры	4,00 mm (0.1575 in.)	Nr. 18/2, 23/2		Nr. 18/3, 23/3		Nr. 18/4, 23/4			أكبر من المقاييس العادية	
Untermaßstufen	69,75 mm Φ (2.7459 in.)																																																																						
Undersizes	69,50 mm Φ (2.7362 in.)																																																																						
Cote réparation	69,25 mm Φ (2.7263 in.)																																																																						
Misura minorata	69,25 mm Φ (2.7263 in.)																																																																						
Medida de desgaste	69,00 mm Φ (2.7165 in.)																																																																						
Medida de desgaste	69,00 mm Φ (2.7165 in.)																																																																						
Underdimensioner	68,75 mm Φ (2.7066 in.)																																																																						
Ondermaten	68,50 mm Φ (2.6968 in.)																																																																						
Ремонтные размеры	68,50 mm Φ (2.6968 in.)																																																																						
Nr. 16/2																																																																							
Nr. 16/3																																																																							
Nr. 16/4																																																																							
Nr. 16/5																																																																							
Nr. 16/6																																																																							
	أقل من المقاييس العادية																																																																						
Nr. 18, 23	<table border="0"> <tr> <td>Normal</td> <td>3,00 mm (0.1181 in.)</td> </tr> <tr> <td>Номинальный размер</td> <td>3,00 mm (0.1181 in.)</td> </tr> <tr> <td>عادي</td> <td></td> </tr> </table>	Normal	3,00 mm (0.1181 in.)	Номинальный размер	3,00 mm (0.1181 in.)	عادي		<p>dick thick épais spessore espesor grossura tjock dik толщина سميك</p>																																																															
Normal	3,00 mm (0.1181 in.)																																																																						
Номинальный размер	3,00 mm (0.1181 in.)																																																																						
عادي																																																																							
Nr. 18/1, 23/1	<table border="0"> <tr> <td>Übermaßstufen</td> <td></td> </tr> <tr> <td>Oversizes</td> <td></td> </tr> <tr> <td>Cote réparation</td> <td>3,25 mm (0.1279 in.)</td> </tr> <tr> <td>Misura maggiorata</td> <td>3,25 mm (0.1279 in.)</td> </tr> <tr> <td>Medida de desgaste</td> <td>3,50 mm (0.1378 in.)</td> </tr> <tr> <td>Medida de desgaste</td> <td>3,50 mm (0.1378 in.)</td> </tr> <tr> <td>Överdimensioner</td> <td>3,75 mm (0.1476 in.)</td> </tr> <tr> <td>Overmaten</td> <td>4,00 mm (0.1575 in.)</td> </tr> <tr> <td>Ремонтные размеры</td> <td>4,00 mm (0.1575 in.)</td> </tr> <tr> <td>Nr. 18/2, 23/2</td> <td></td> </tr> <tr> <td>Nr. 18/3, 23/3</td> <td></td> </tr> <tr> <td>Nr. 18/4, 23/4</td> <td></td> </tr> <tr> <td></td> <td>أكبر من المقاييس العادية</td> <td></td> </tr> </table>	Übermaßstufen		Oversizes		Cote réparation	3,25 mm (0.1279 in.)		Misura maggiorata	3,25 mm (0.1279 in.)	Medida de desgaste	3,50 mm (0.1378 in.)	Medida de desgaste	3,50 mm (0.1378 in.)	Överdimensioner	3,75 mm (0.1476 in.)	Overmaten	4,00 mm (0.1575 in.)	Ремонтные размеры	4,00 mm (0.1575 in.)	Nr. 18/2, 23/2		Nr. 18/3, 23/3		Nr. 18/4, 23/4			أكبر من المقاييس العادية																																											
Übermaßstufen																																																																							
Oversizes																																																																							
Cote réparation	3,25 mm (0.1279 in.)																																																																						
Misura maggiorata	3,25 mm (0.1279 in.)																																																																						
Medida de desgaste	3,50 mm (0.1378 in.)																																																																						
Medida de desgaste	3,50 mm (0.1378 in.)																																																																						
Överdimensioner	3,75 mm (0.1476 in.)																																																																						
Overmaten	4,00 mm (0.1575 in.)																																																																						
Ремонтные размеры	4,00 mm (0.1575 in.)																																																																						
Nr. 18/2, 23/2																																																																							
Nr. 18/3, 23/3																																																																							
Nr. 18/4, 23/4																																																																							
	أكبر من المقاييس العادية																																																																						

Genaue Schleifmaße in mm und inch siehe Werkstatthandbuch.
The exact grinding dimensions in mm and inch can be taken from the Workshop Manual.
Pour les cotes de rectification exactes en mm et en pouce, voir Manuel d'Atelier.
Per le misure esatte di rettifica in mm vedasi manuale per il meccanico di officina.
Las medidas de rectificación, exactas, en mm y en inch, pueden verse en el Manual de Taller.
A medidas de retificação, exatas, em mm e em inch podem verse no Manual de Oficina.
Exakta slipmått i mm och tum-återfinns i verkstadshandboken.
Voor Zuivere slijpmaten in mm en inches zie werkplaats handboek.
Точные размеры для шлифования в мм и дюймах см. в руководстве по ремонту.

المقياس النهائي للتجليخ بالمم أو بالبوصة ، أنظر كتاب الورشة .

0510 0301



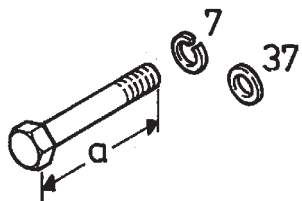


F4,5,6L912/W

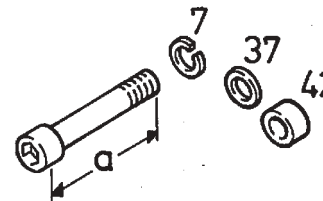


0510 0305 1

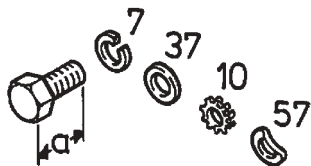
	$\phi \times a$
A	36 = M8 x 40
	29 = M8 x 45
	78 = M8 x 50
	74 = M8 x 70
	43 = M8 x 90
	58 = M8 x 100
	3 = M8 x 110
	35 = M8 x 130
	77 = M8 x 140
	72 = M8 x 180
	67 = M8 x 200
	111 = M8 x 80



C	40 = M8 x 16
	62 = M8 x 20
	41 = M8 x 25
	63 = M8 x 30
	59 = M8 x 35
	75 = M8 x 50




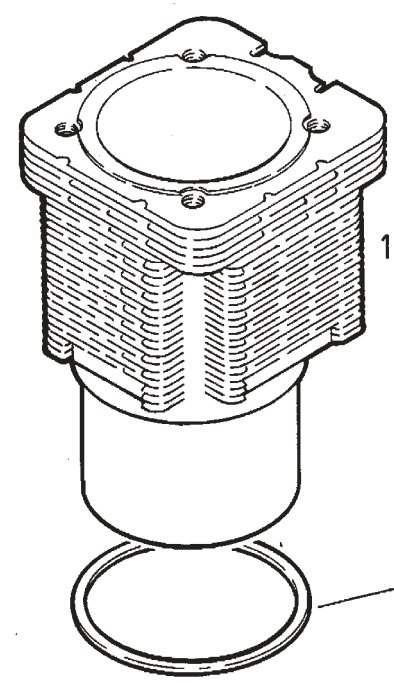
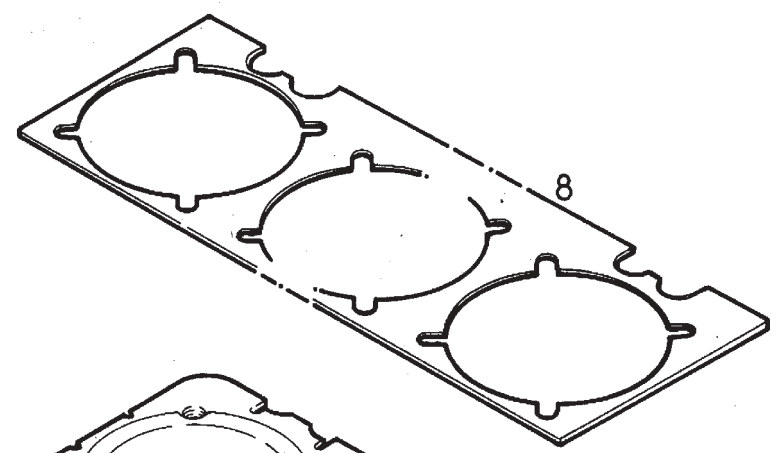
B	4 = M8 x 25
	73 = M8 x 28
	22 = M8 x 30
	51 = M8 x 35
	48 = M8 x 45



D	54 = M16 x 1,5
	49 = M18 x 1,5
	8 = M22 x 1,5
	5 = M30 x 1,5
	76 = M22 x 1,5
	105 = M42 x 2
	107 = M48 x 2

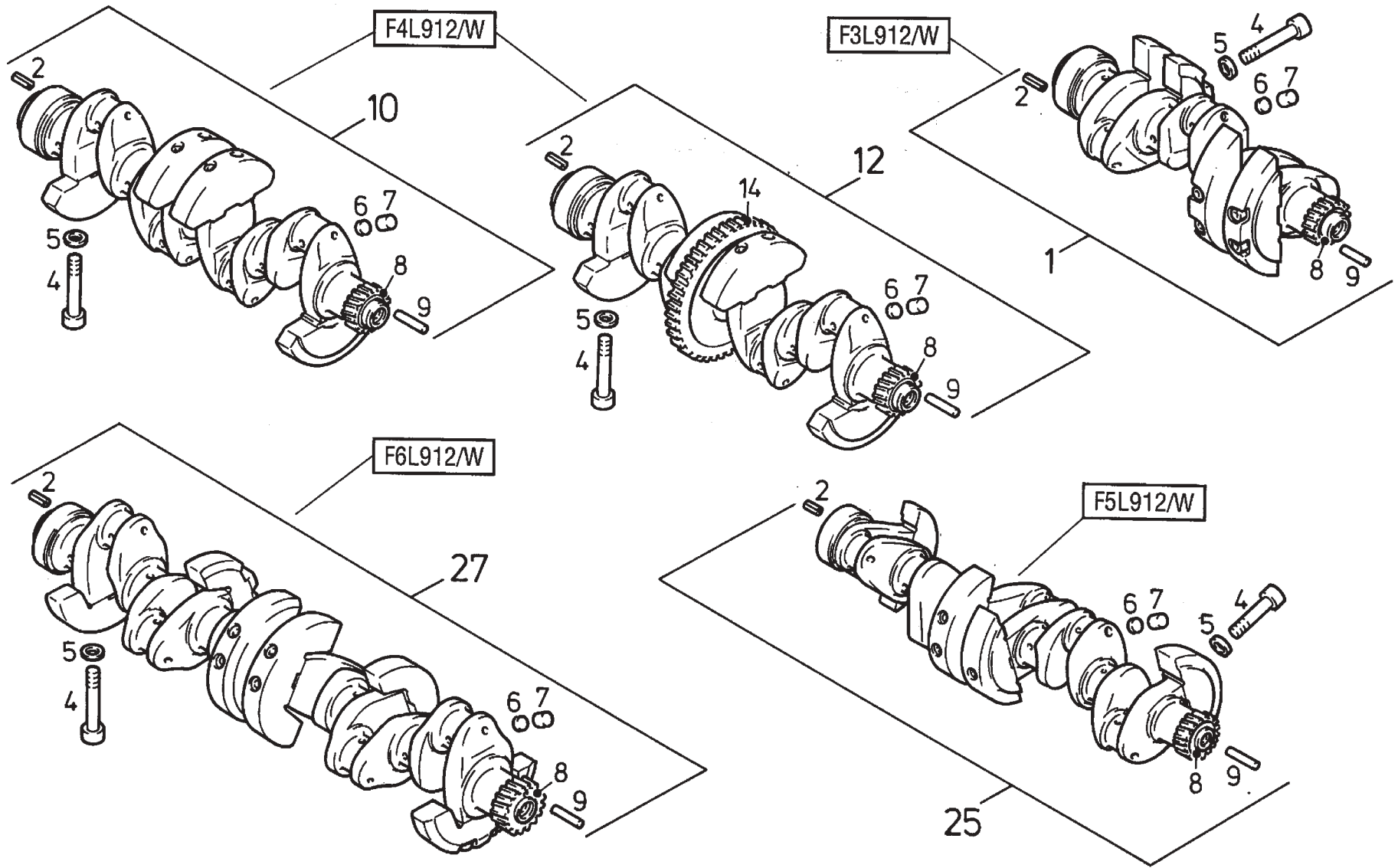
	55 = A 16 x 20
	50 = A 18 x 22
	9 = A 22 x 27
	6 = A 30 x 36
	106 = A 42 x 49
	108 = A 48 x 55

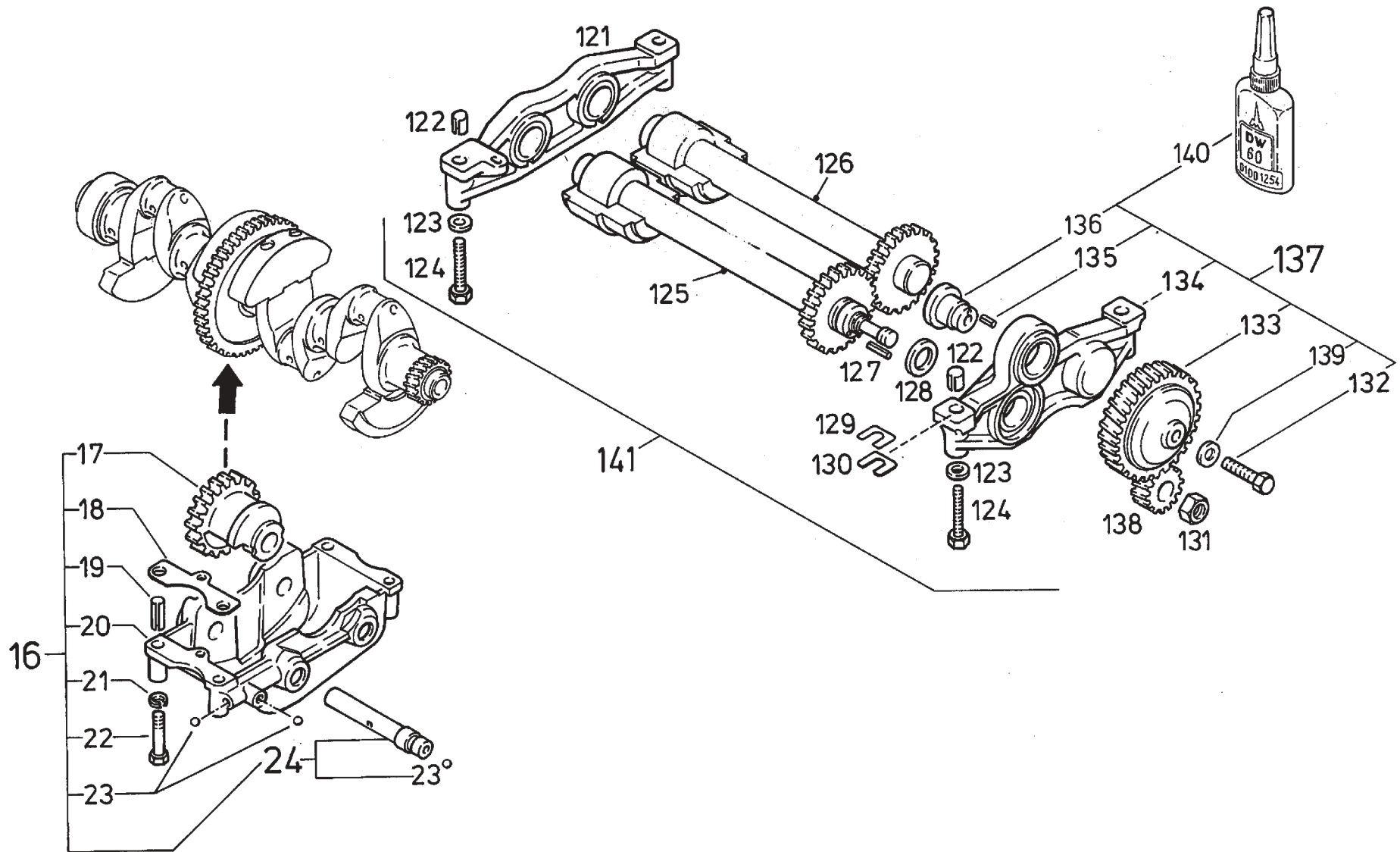




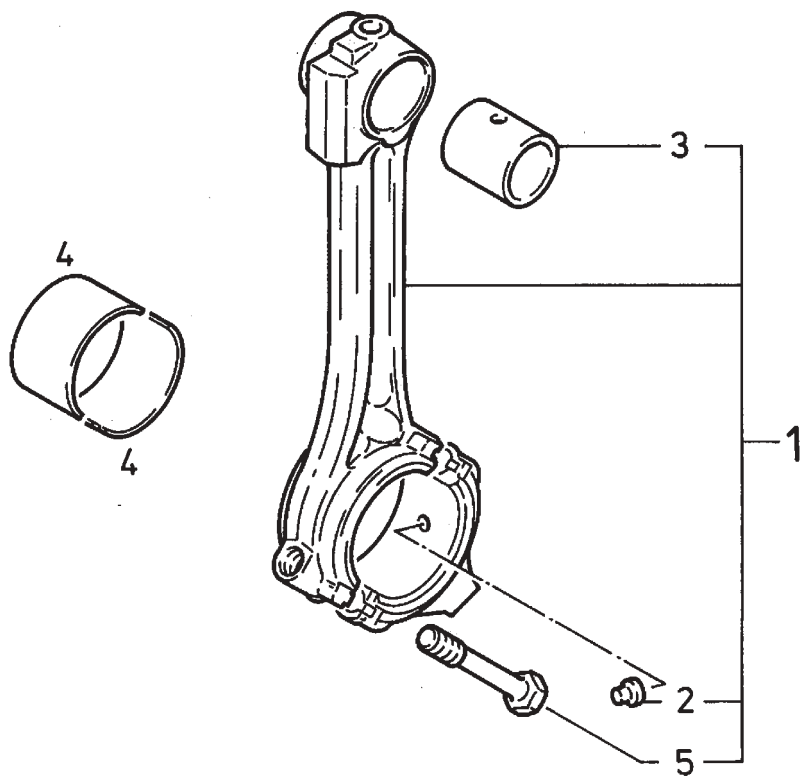
- 5 (0,2mm)
- 3 (0,5mm)
- 6 (0,8mm)
- 7 (1,0mm)
- 9 (0,3mm)

0510 0306 2





0510 0308 | 2



Normal
Номинальный размер
عادي

Nr. 4 ϕ 60,00 (2.3622 in.)

Untermaßstufen
Undersizes
Cote réparation
Misura minorata
Medida de desgaste
Medida de desgaste
Underdimensioner
Ondermaten
Ремонтные размеры

Nr. 4 / 1 ϕ 59,75 (2.3523 in.)

Nr. 4 / 2 ϕ 59,50 (2.3425 in.)

Nr. 4 / 3 ϕ 59,25 (2.3327 in.)

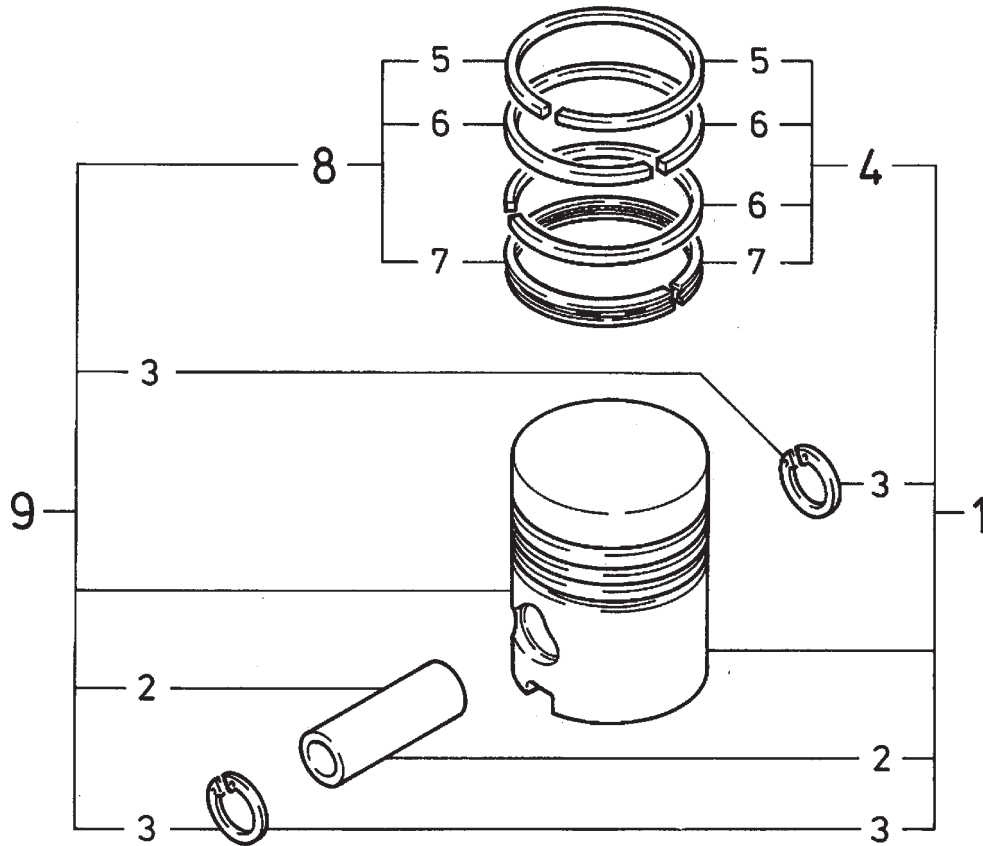
Nr. 4 / 4 ϕ 59,00 (2.3228 in.)

Nr. 4 / 5 ϕ 58,75 (2.3130 in.)

Nr. 4 / 6 ϕ 58,50 (2.3031 in.)

أقل من المقاس
بيس العادية

0510 0310



Normal
Номинальный размер
عادي

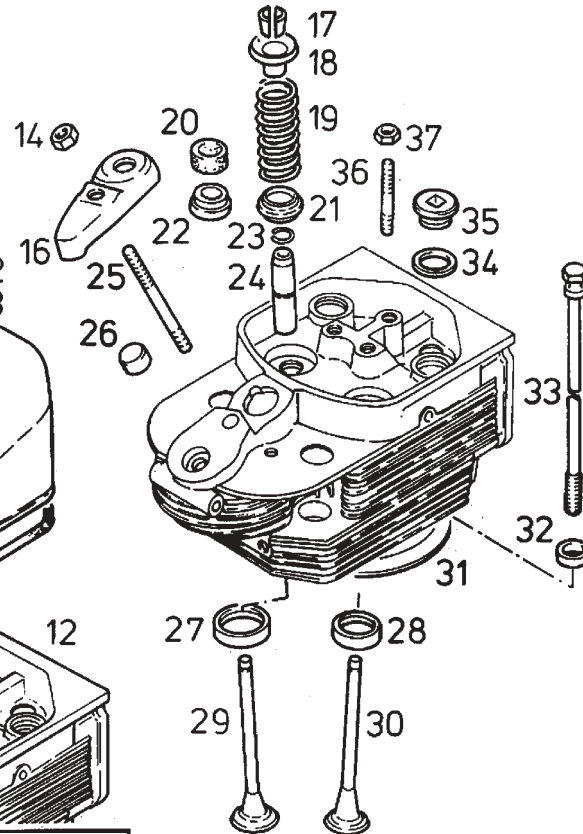
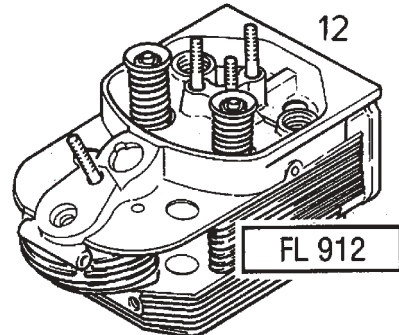
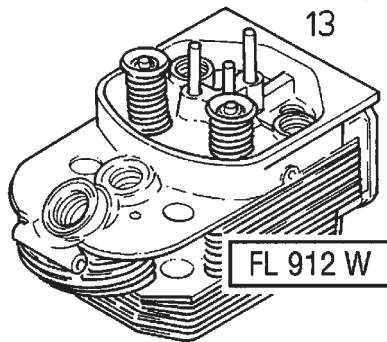
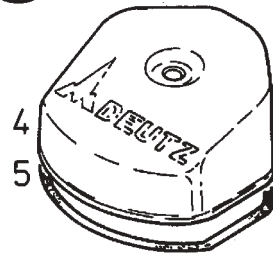
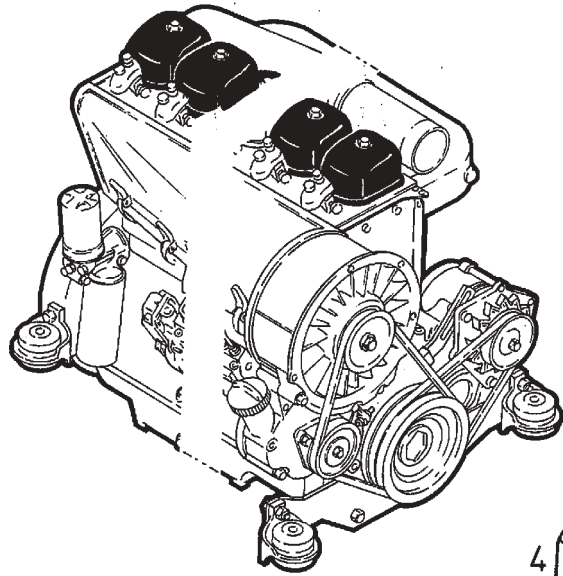
Nr. 1	∅ 100mm (3.9730in.)
Nr. 9	∅ 100mm (3.9730in.)
Nr. 5	∅ 100×91,4mm (3.9730×3.5984in.)
Nr. 6	∅ 100×91,4mm (3.9730×3.5984in.)
Nr. 7	∅ 100×90,9mm (3.9730×3.5784in.)

Nr. 1/1	∅ 100,5mm (3.9567in.)
Nr. 9/1	∅ 100,5mm (3.9567in.)
Nr. 5/1	∅ 100,5×91,9mm (3.9567×3.6181in.)
Nr. 6/1	∅ 100,5×91,9mm (3.9567×3.6181in.)
Nr. 7/1	∅ 100,5×91,4mm (3.9567×3.5984in.)

Übermaßstufen
Oversizes
Cote réparation
Misura maggiorata
Medida de desgaste
Överdimensioner
Overmaten
Ремонтные размеры

أكبر من المقاييس العادية

0510 0311



Normal
Номинальный размер
عادي

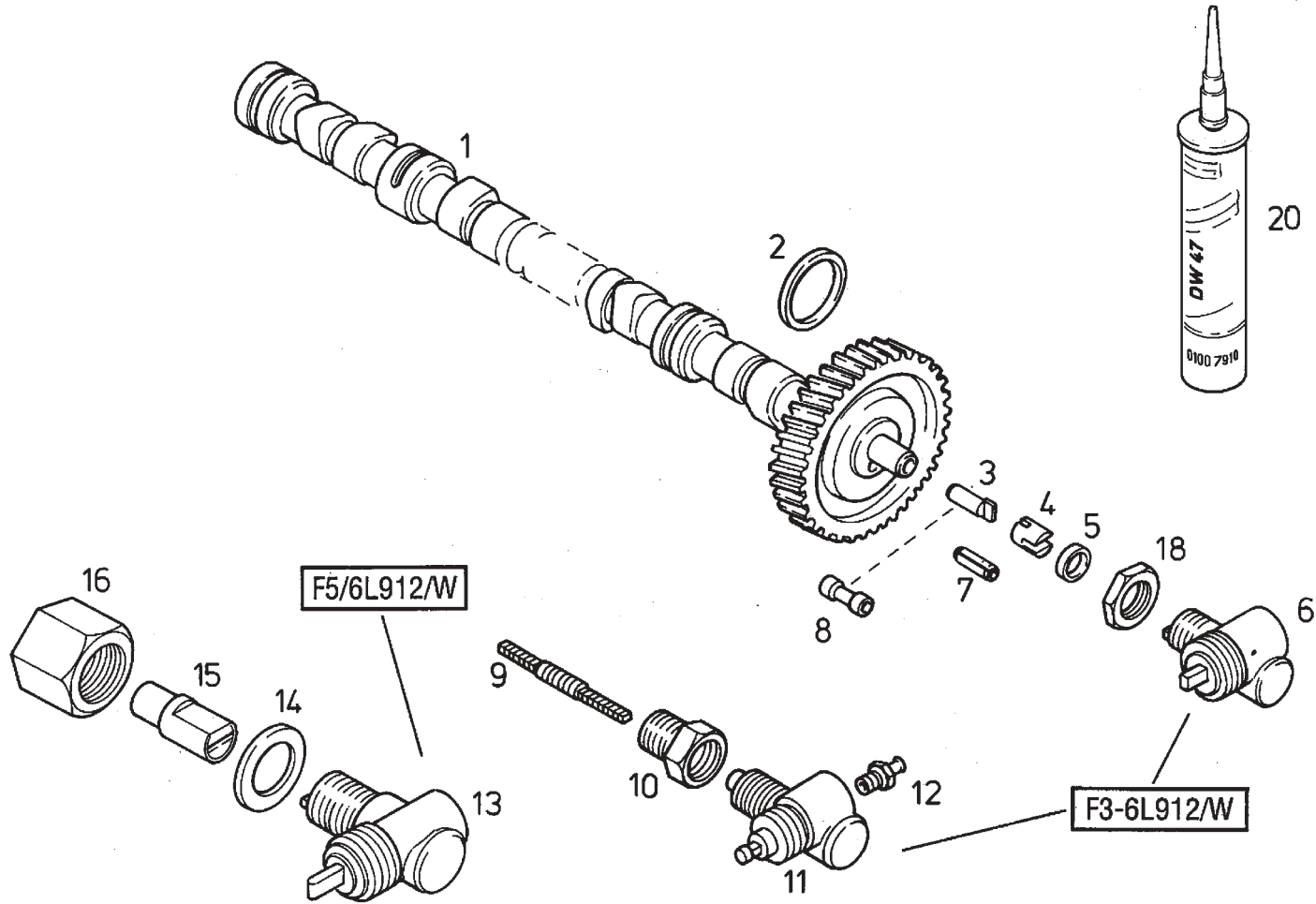
- Nr. 27 ϕ 45.66 mm (1.7976 in.)
- Nr. 28 ϕ 40.16 mm (1.5811 in.)
- Nr. 24 ϕ 15.00 mm (0.5906 in.)

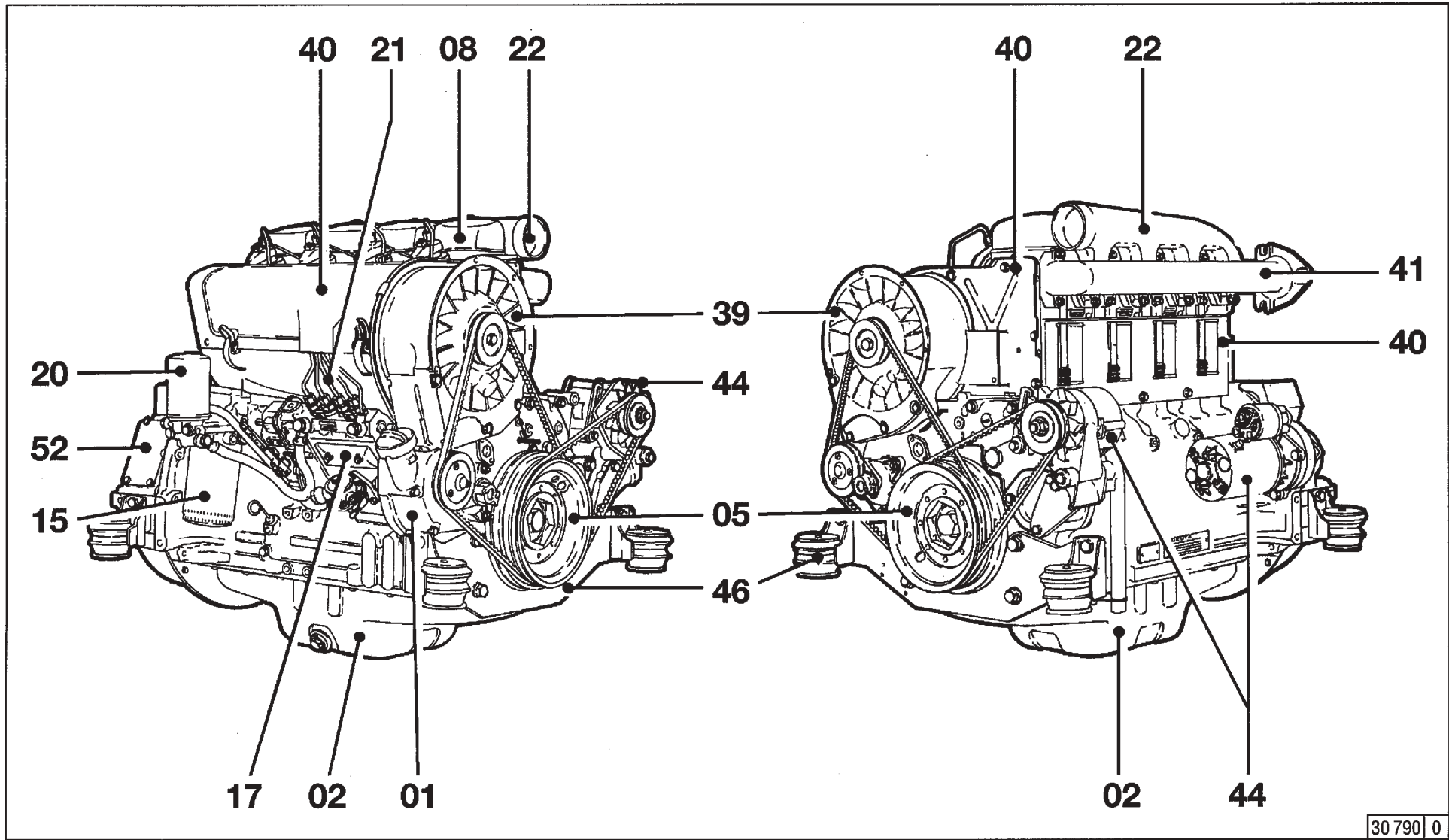
Übermaßstufen
Oversizes
Cote réparation
Misura maggiorata
Medida de desgaste
Medida de desgaste
Overdimensioner
Overmaten
Ремонтные размеры

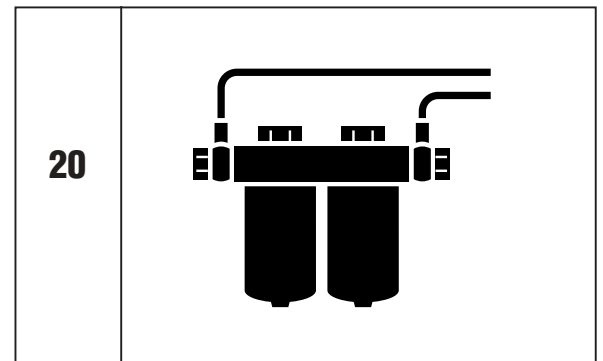
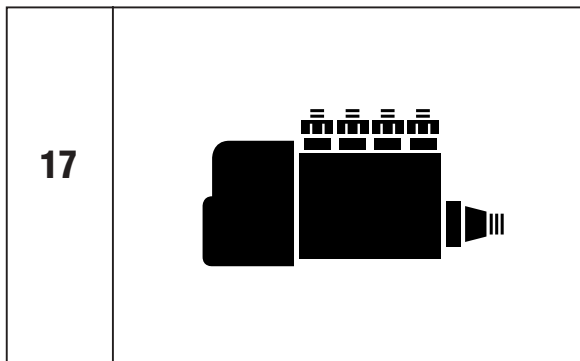
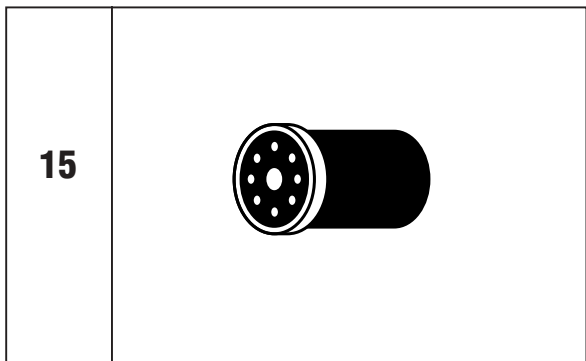
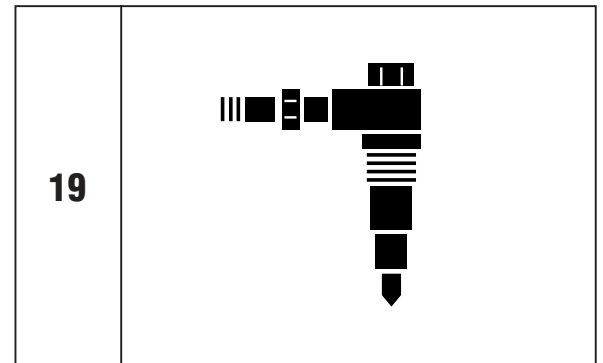
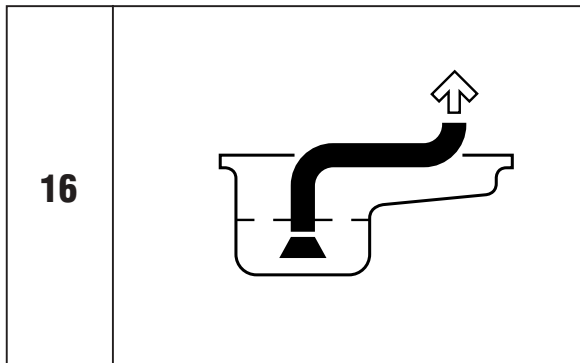
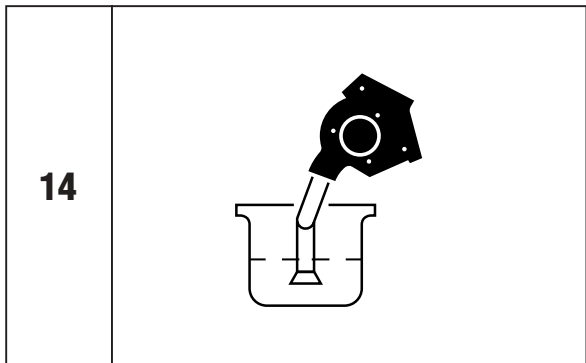
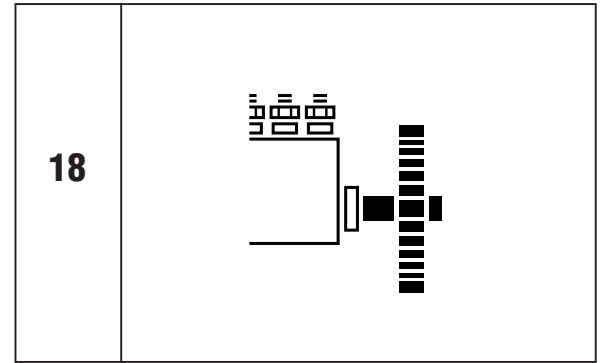
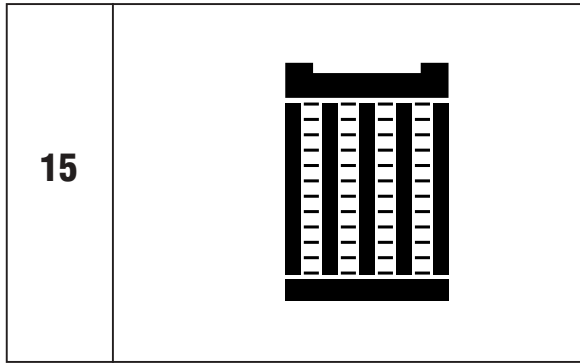
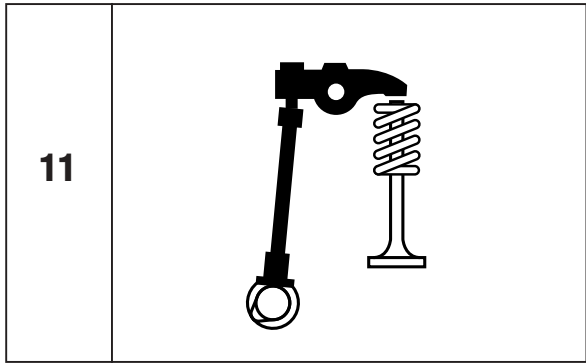
أكبر من المقاس
بمقاس العادي

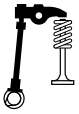
- Nr. 27/1 ϕ 45.76 mm (1.8016 in.)
- Nr. 27/2 ϕ 45.86 mm (1.8055 in.)
- Nr. 27/3 ϕ 45.96 mm (1.8094 in.)
- Nr. 28/1 ϕ 40.26 mm (1.5850 in.)
- Nr. 28/2 ϕ 40.36 mm (1.5890 in.)
- Nr. 28/3 ϕ 40.46 mm (1.5929 in.)
- Nr. 24/1 ϕ 15.25 mm (0.6004 in.)
- Nr. 24/2 ϕ 15.50 mm (0.6102 in.)

0510 0312

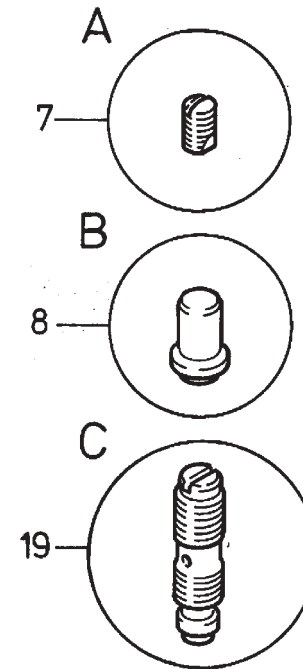
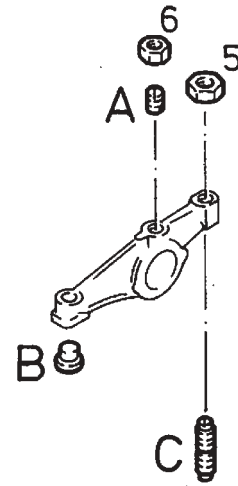
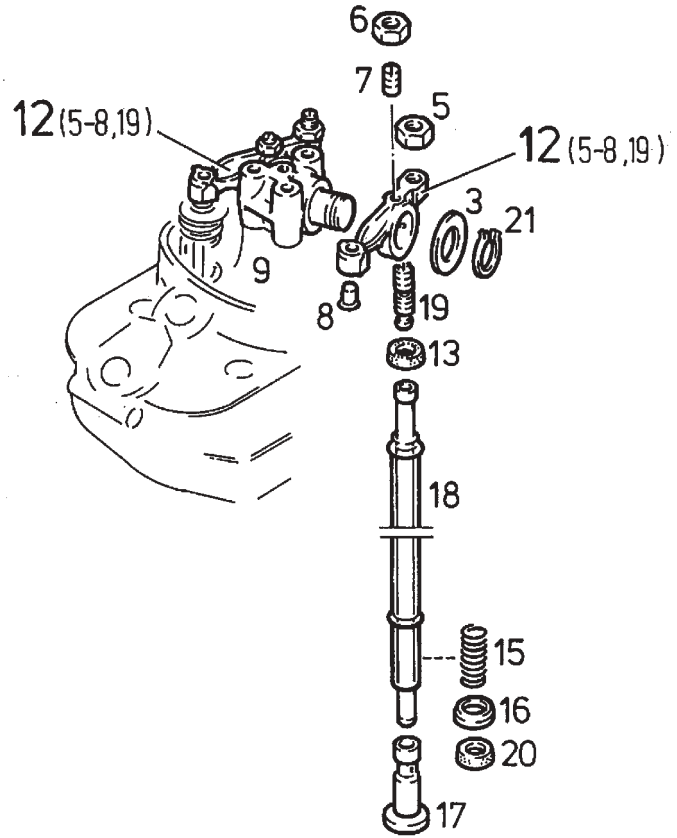




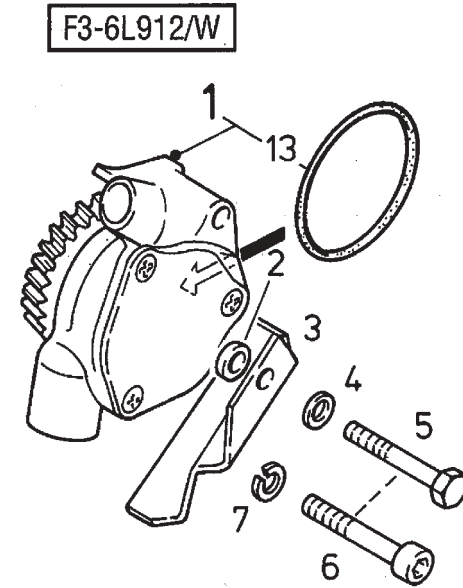
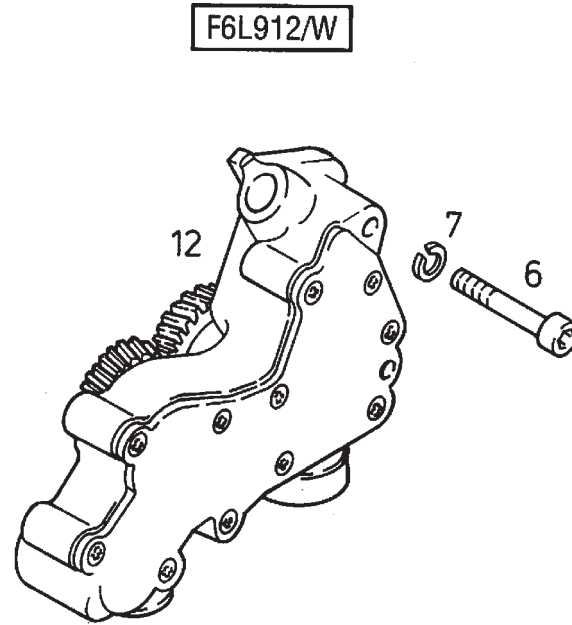
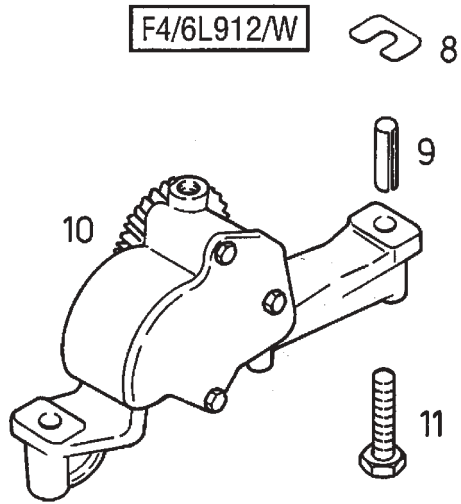
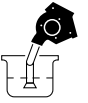




11



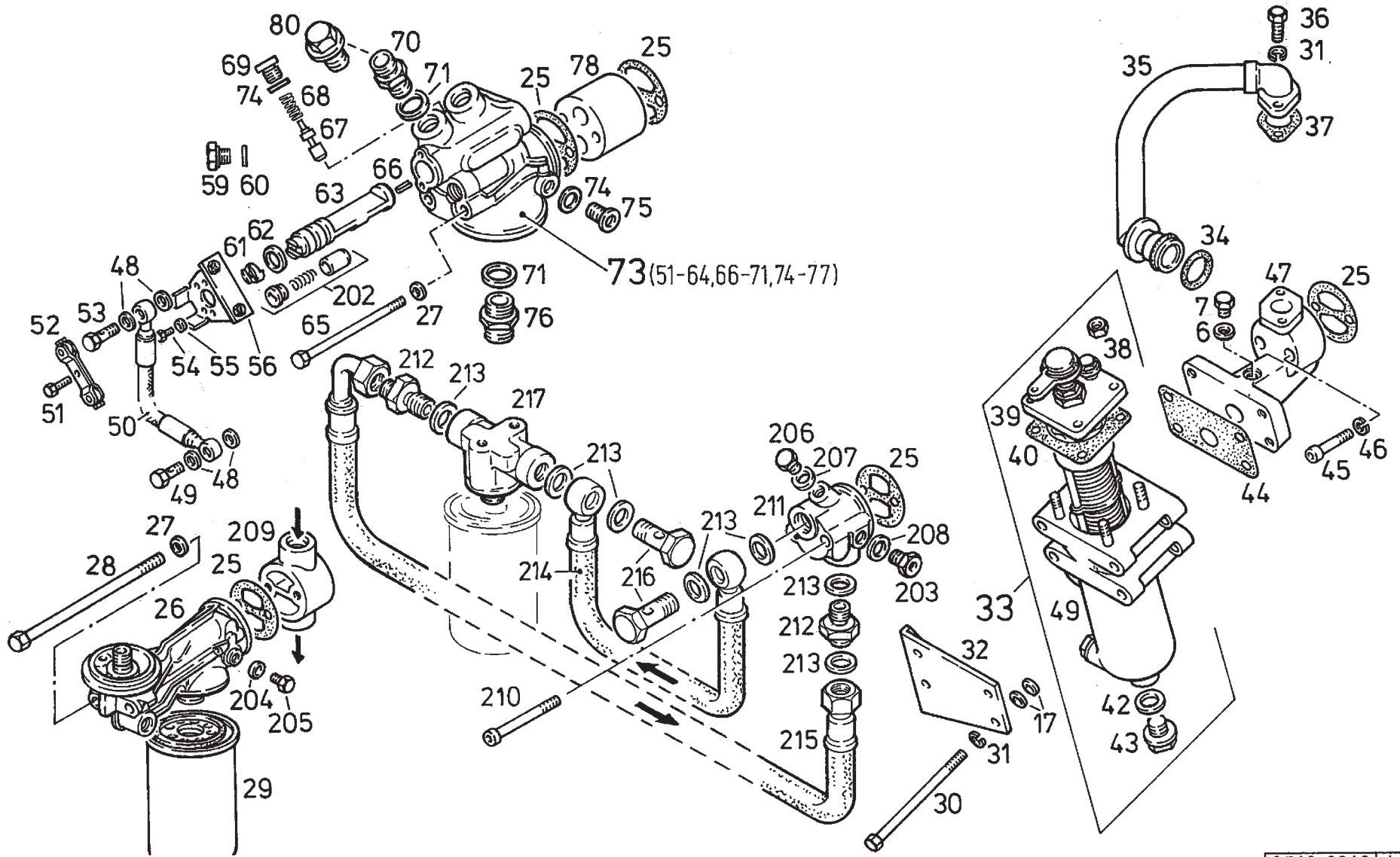
0510 0314 | 1



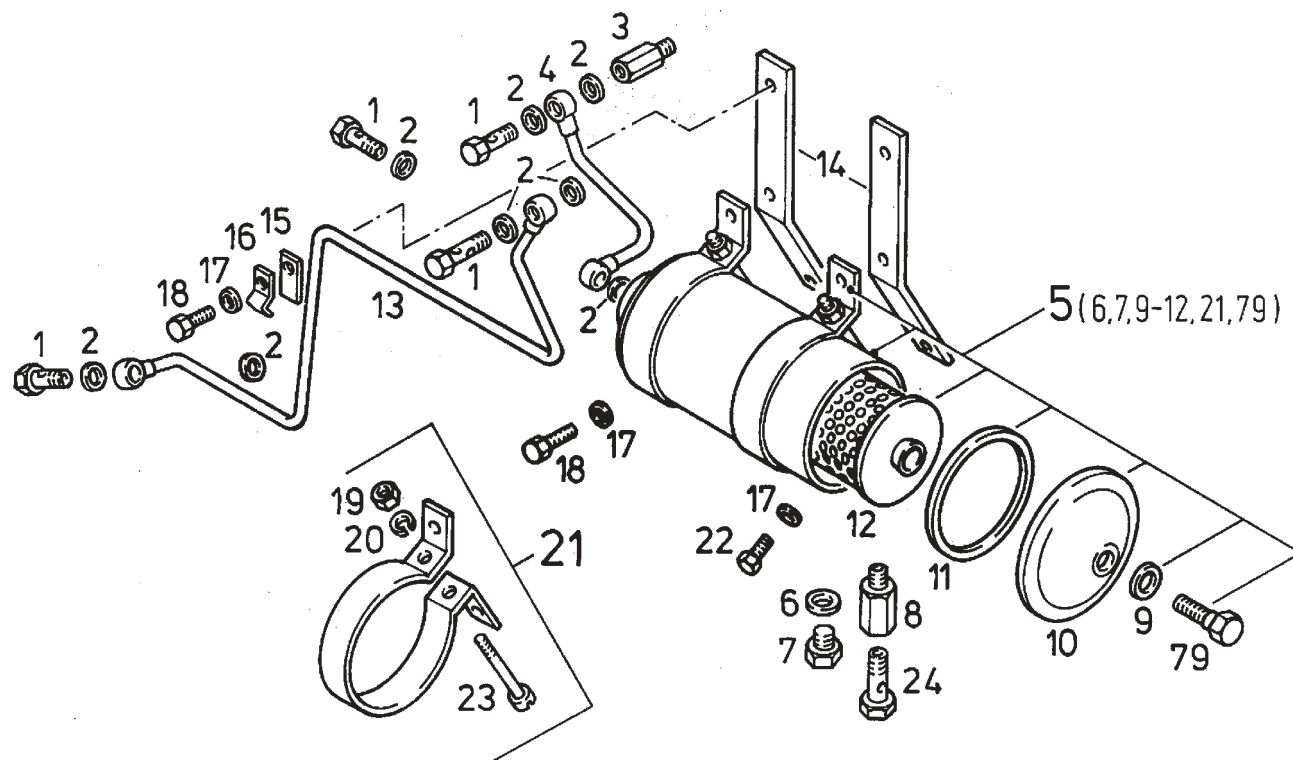
0510 0315 | 1




15



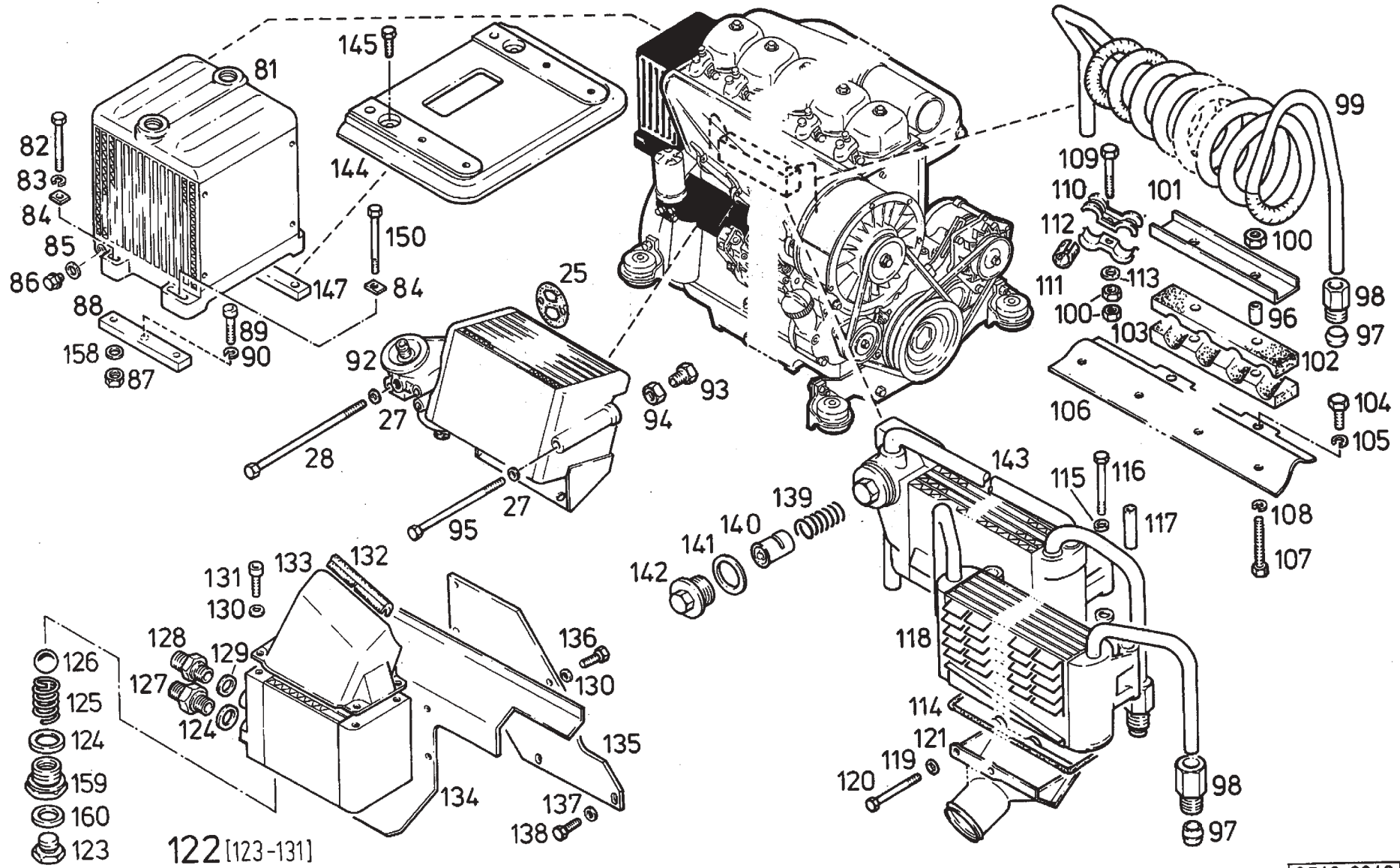
0510 0316 | 1



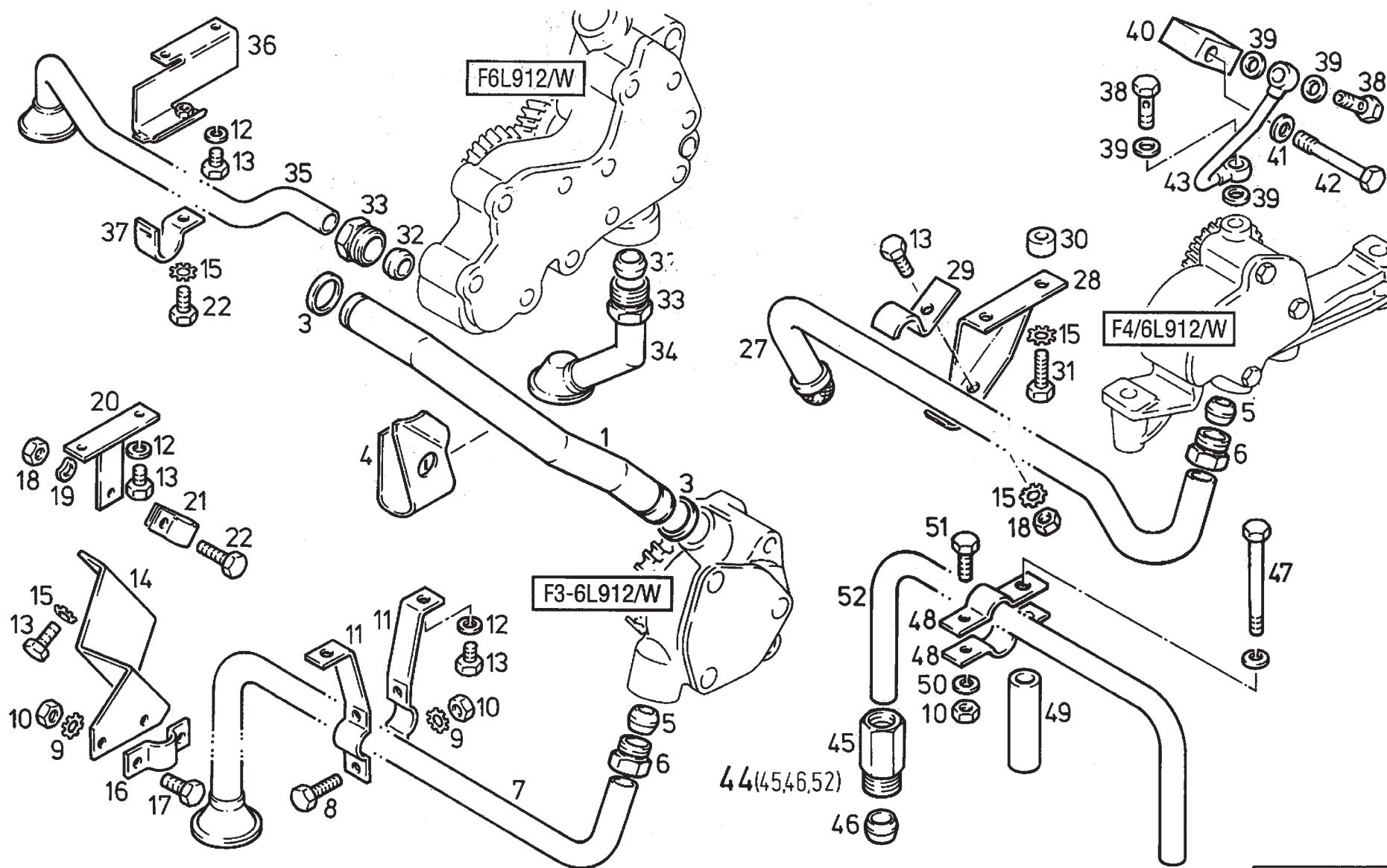
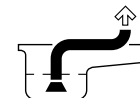
0510 0317



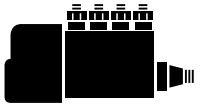
15



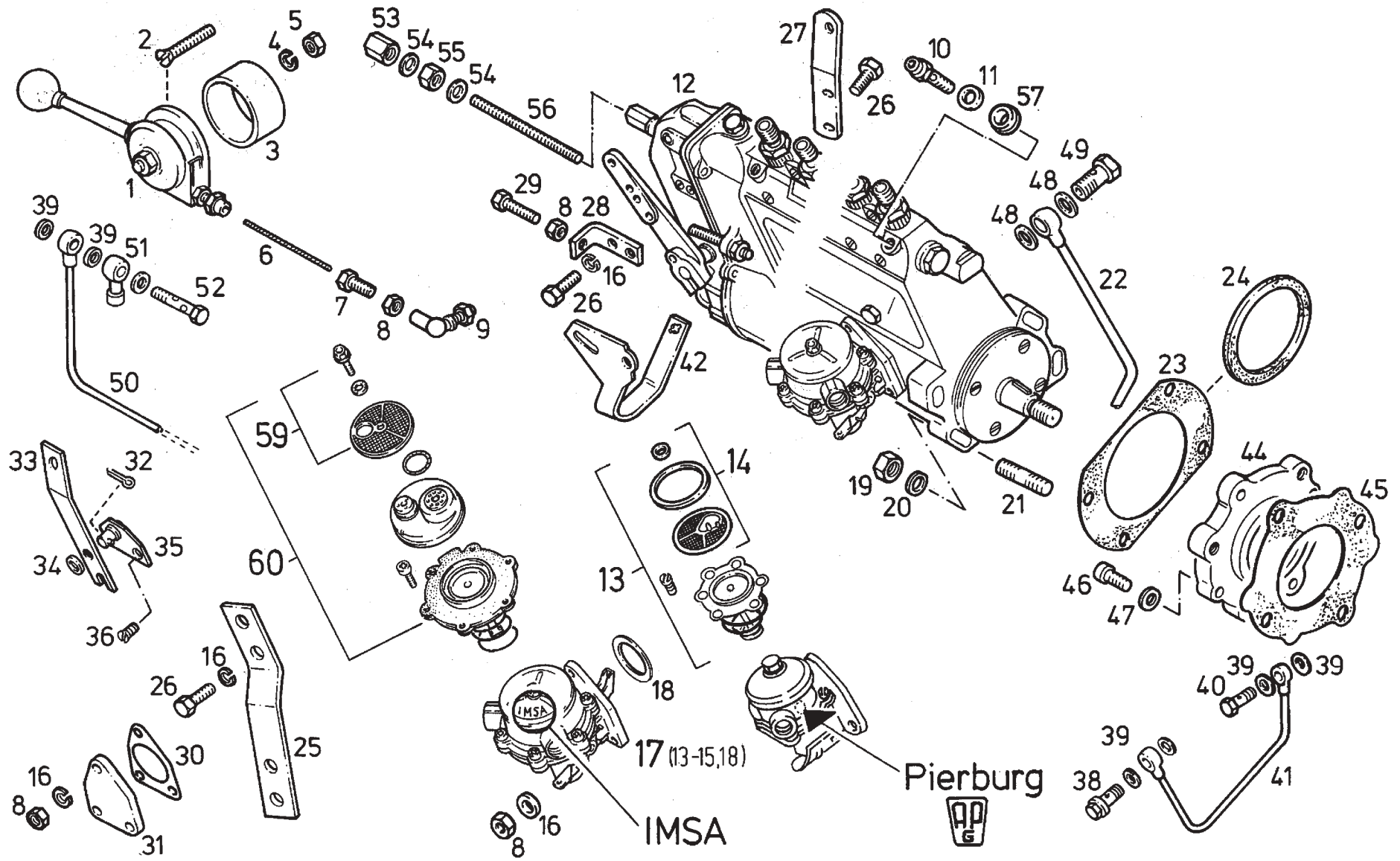
0510 0318 | 2



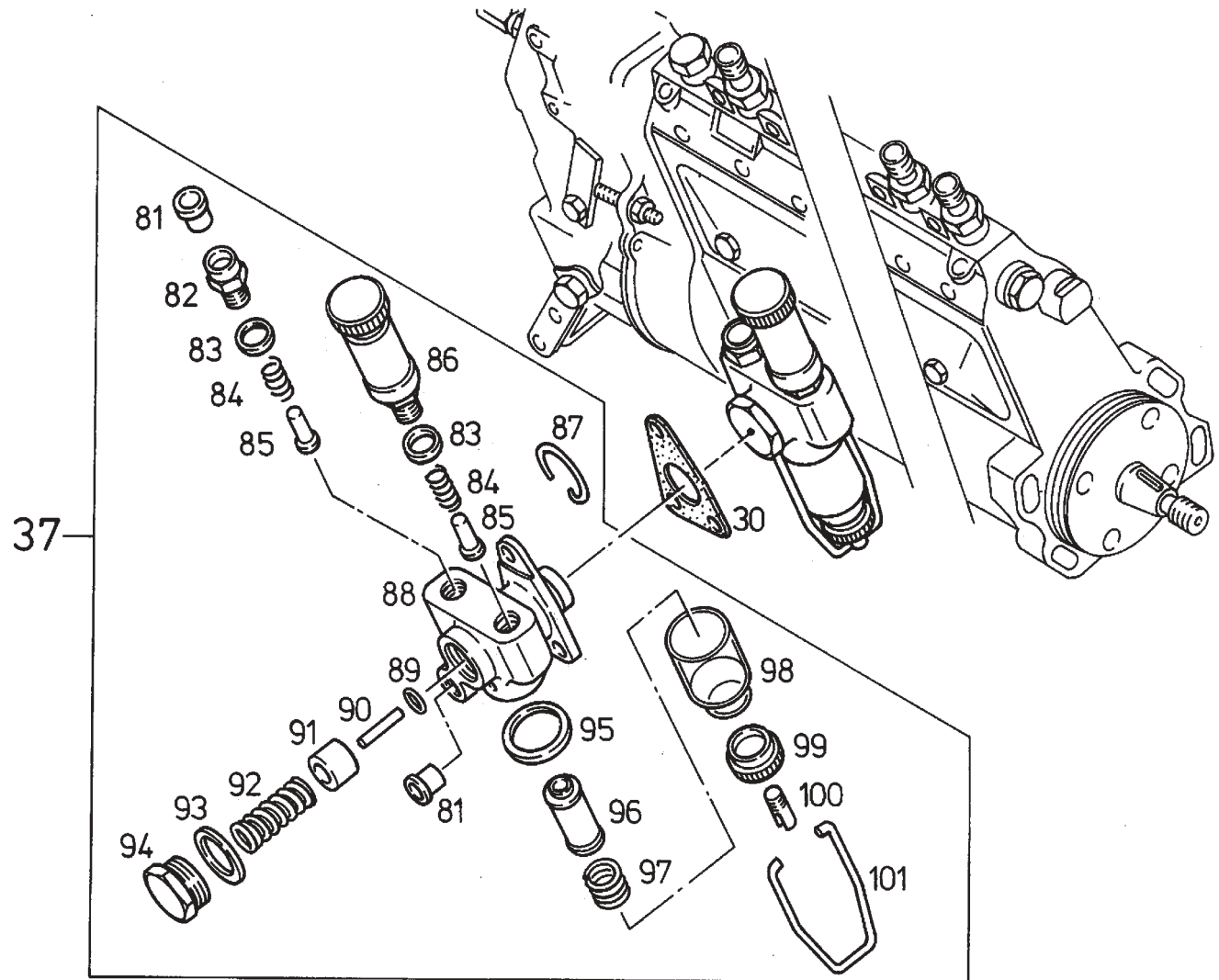
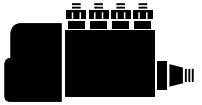
0510 0319

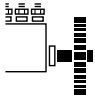


17

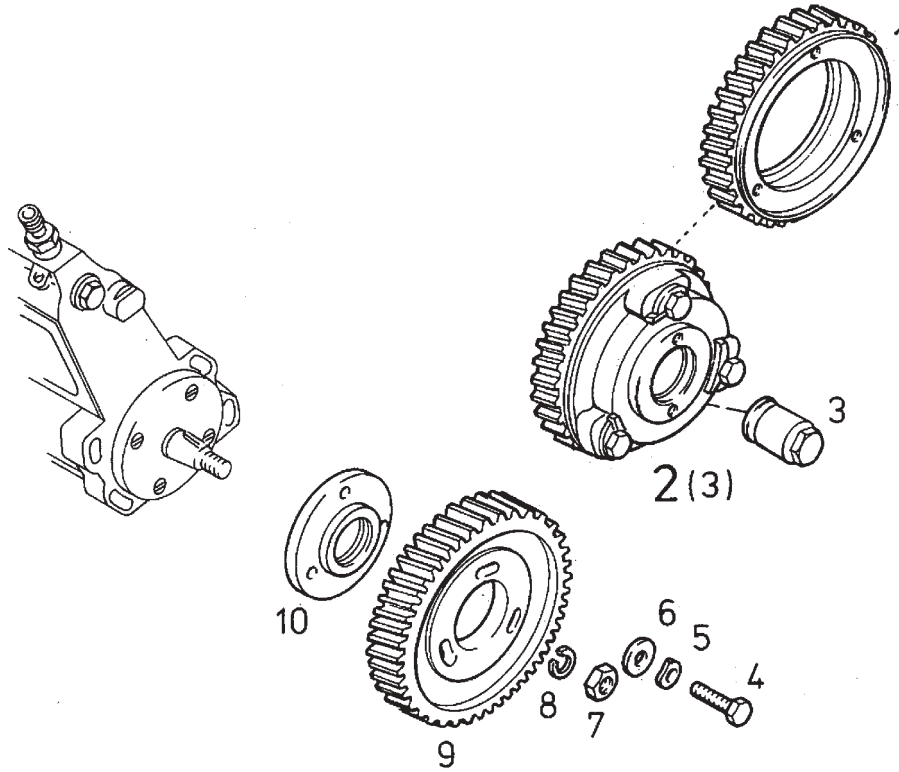


0510 0320 2

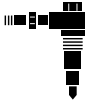




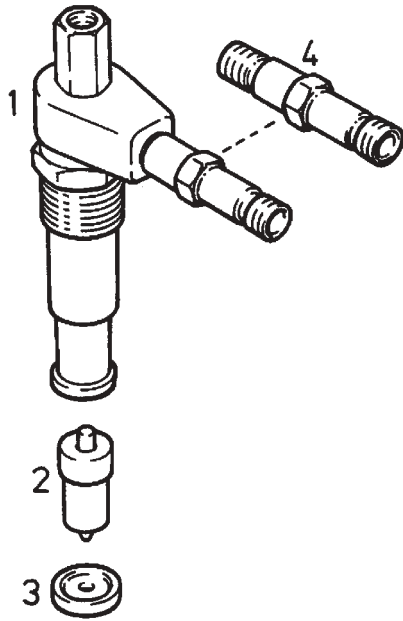
17



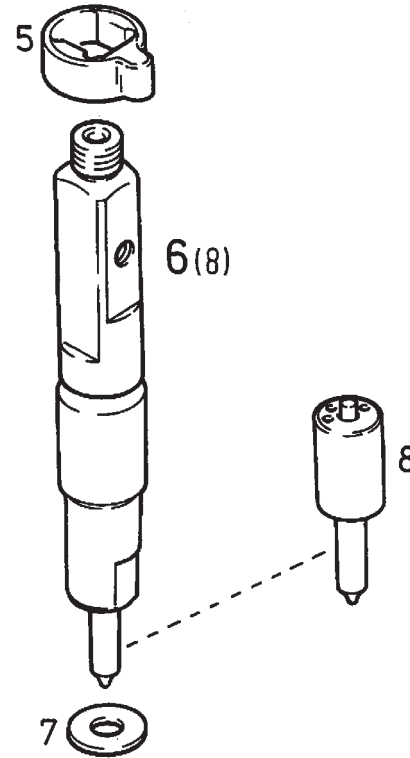
0510 0322

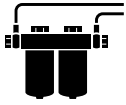


FL 912 W

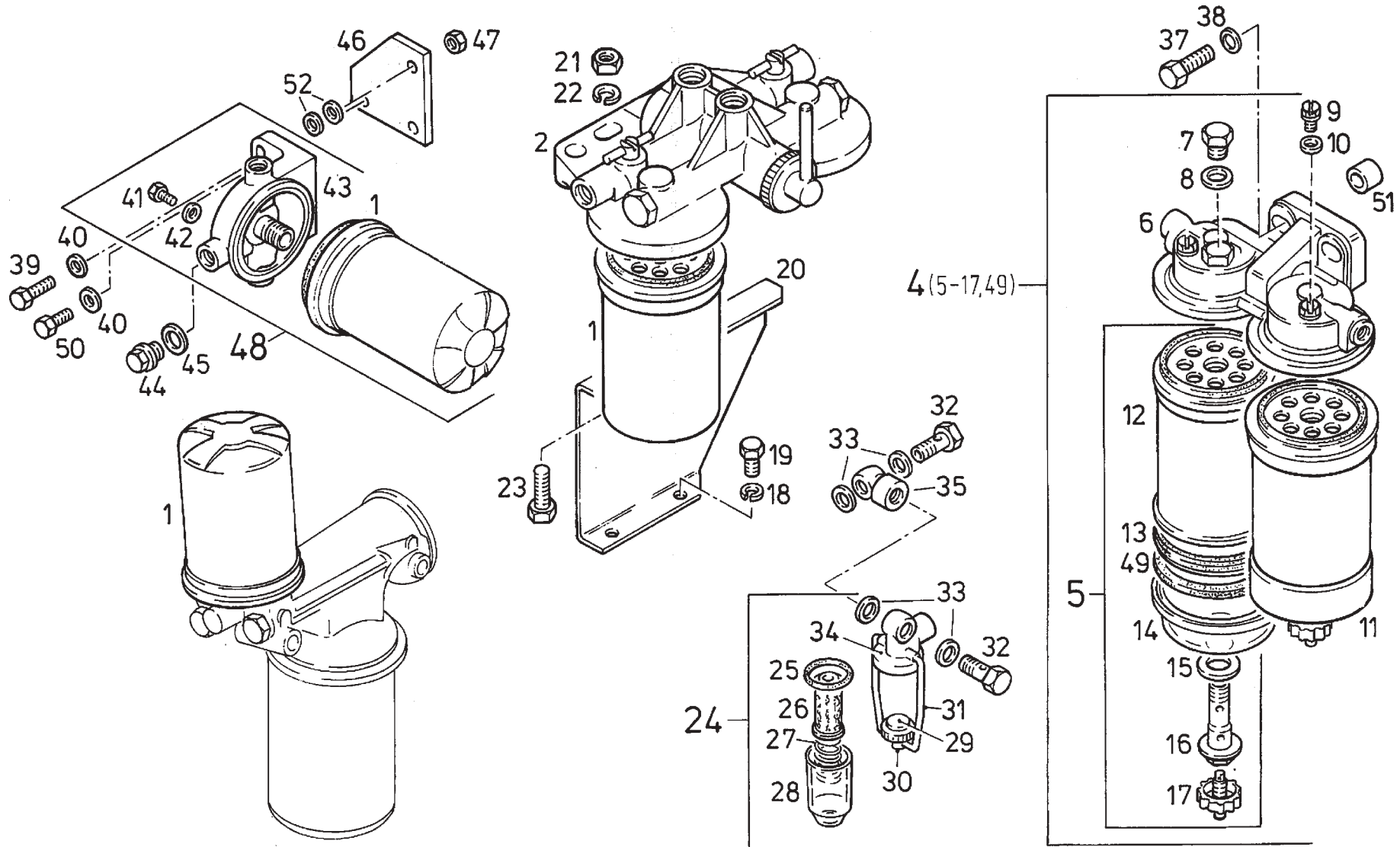


FL 912

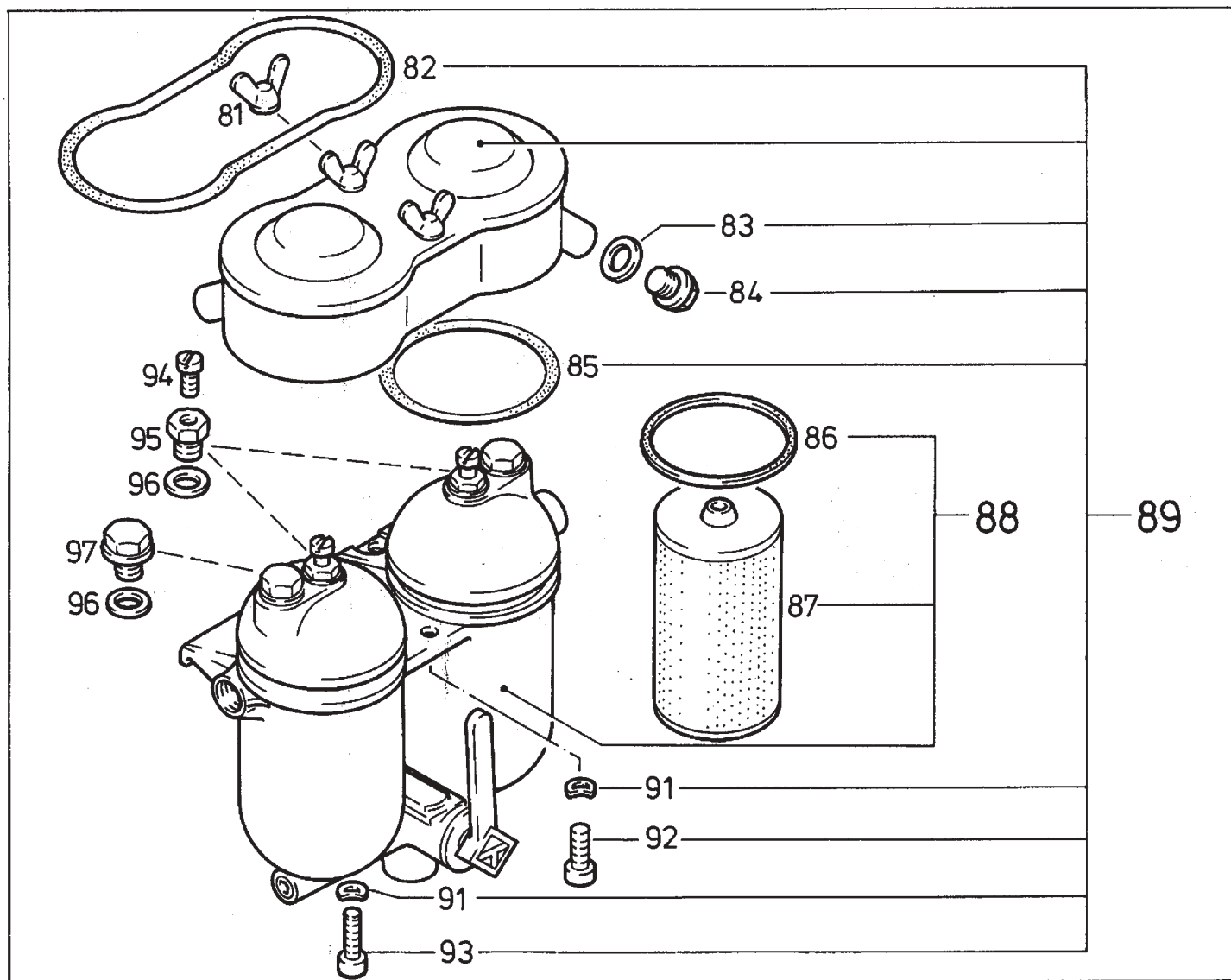
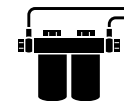




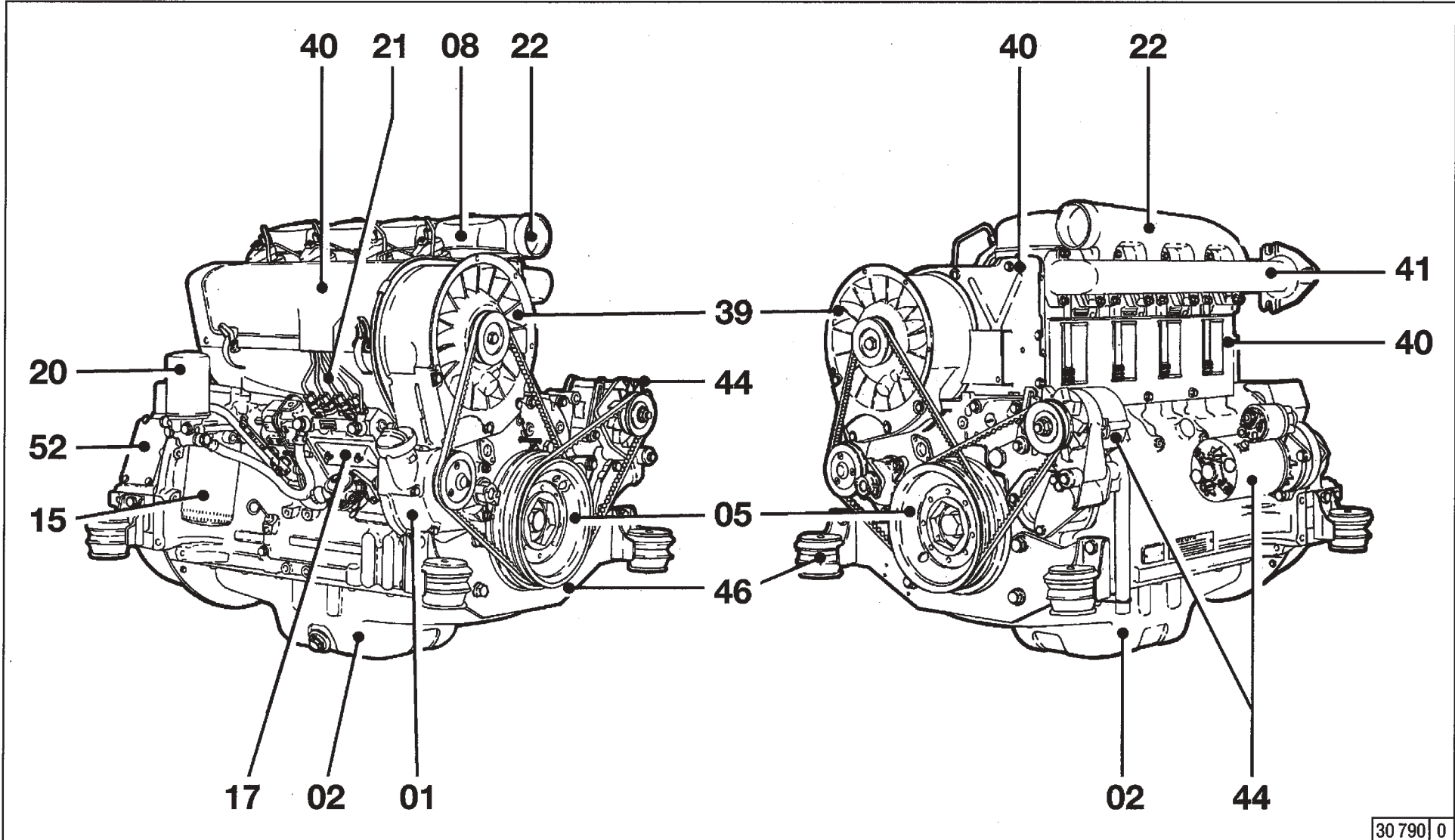
20


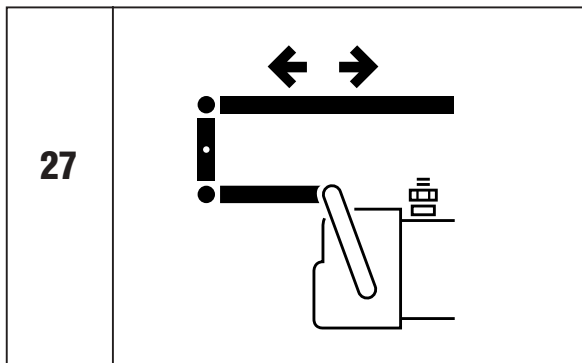
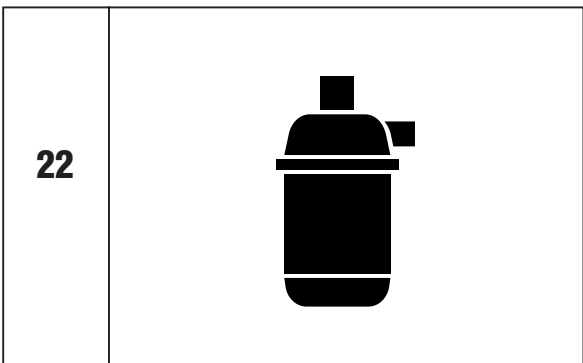

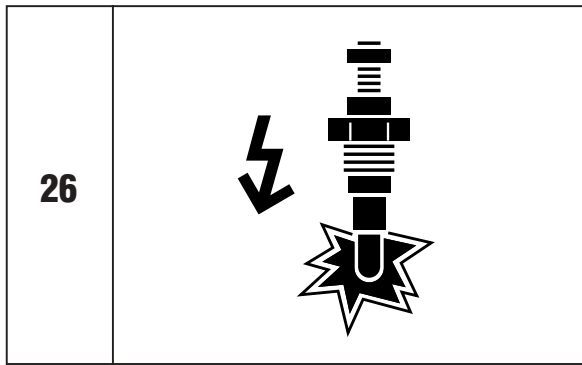

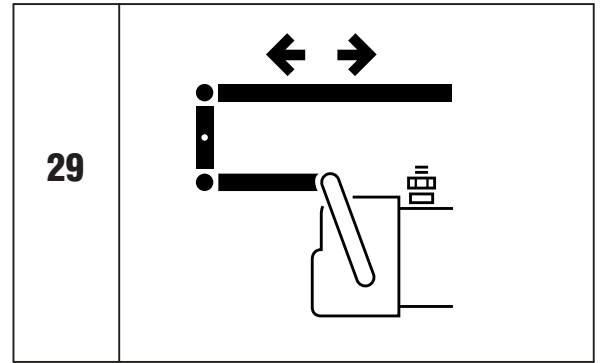
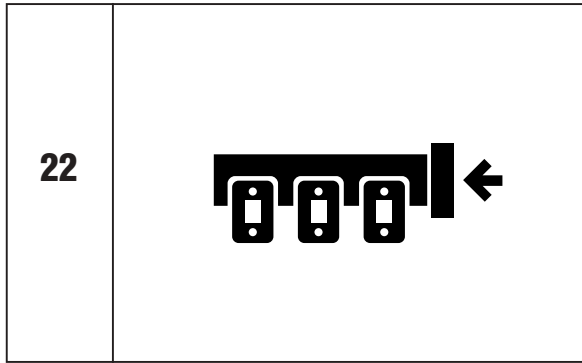
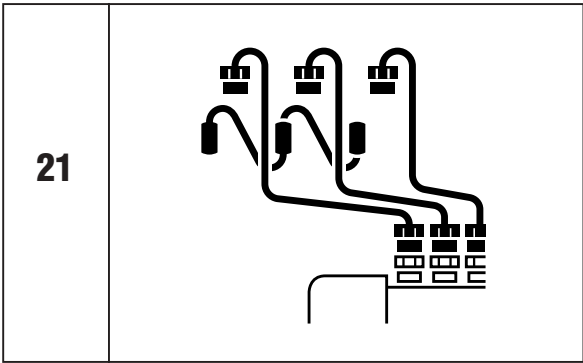


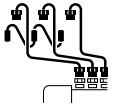
0510 0324



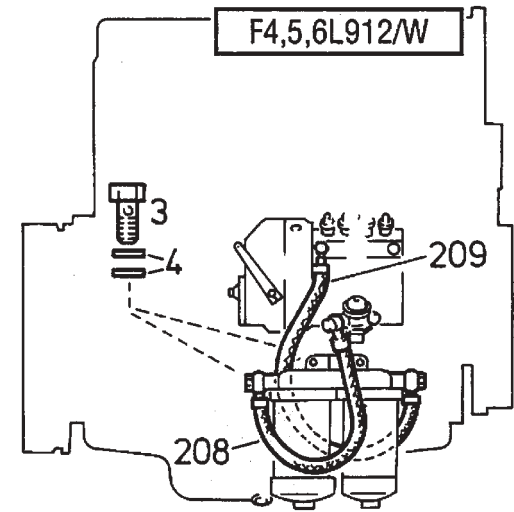
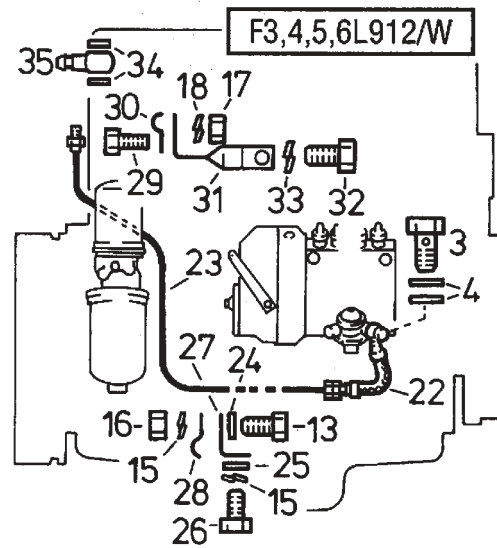
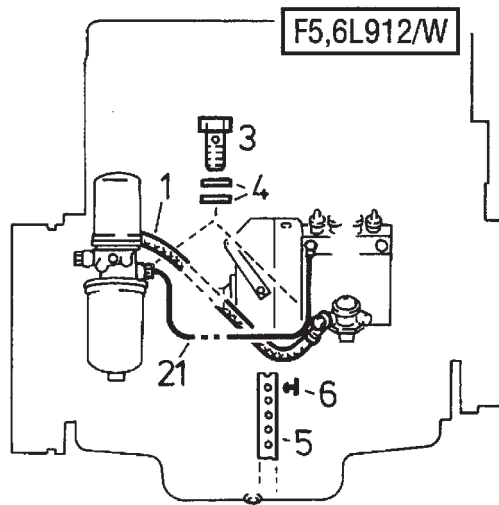
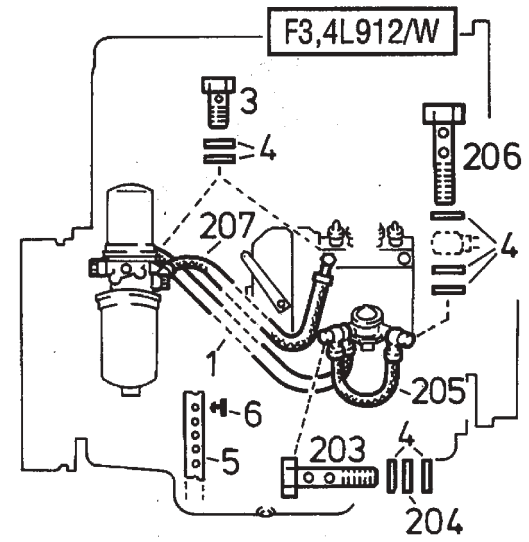
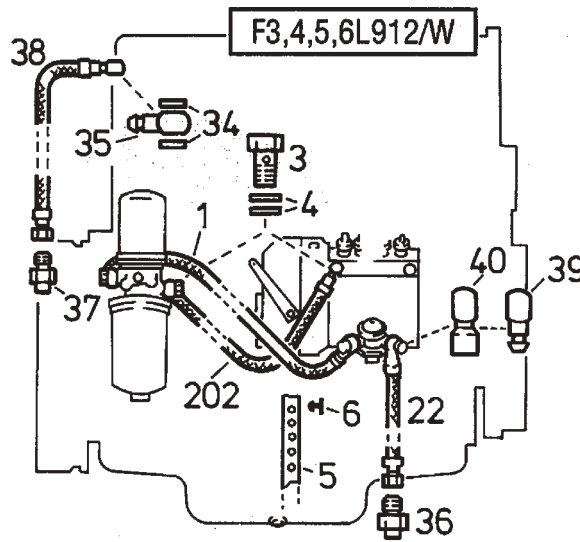
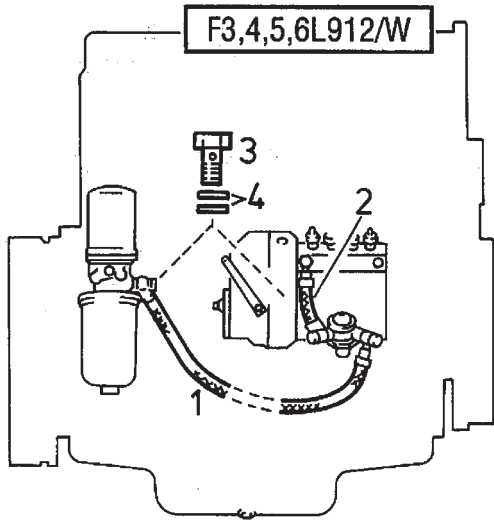
0510 0325



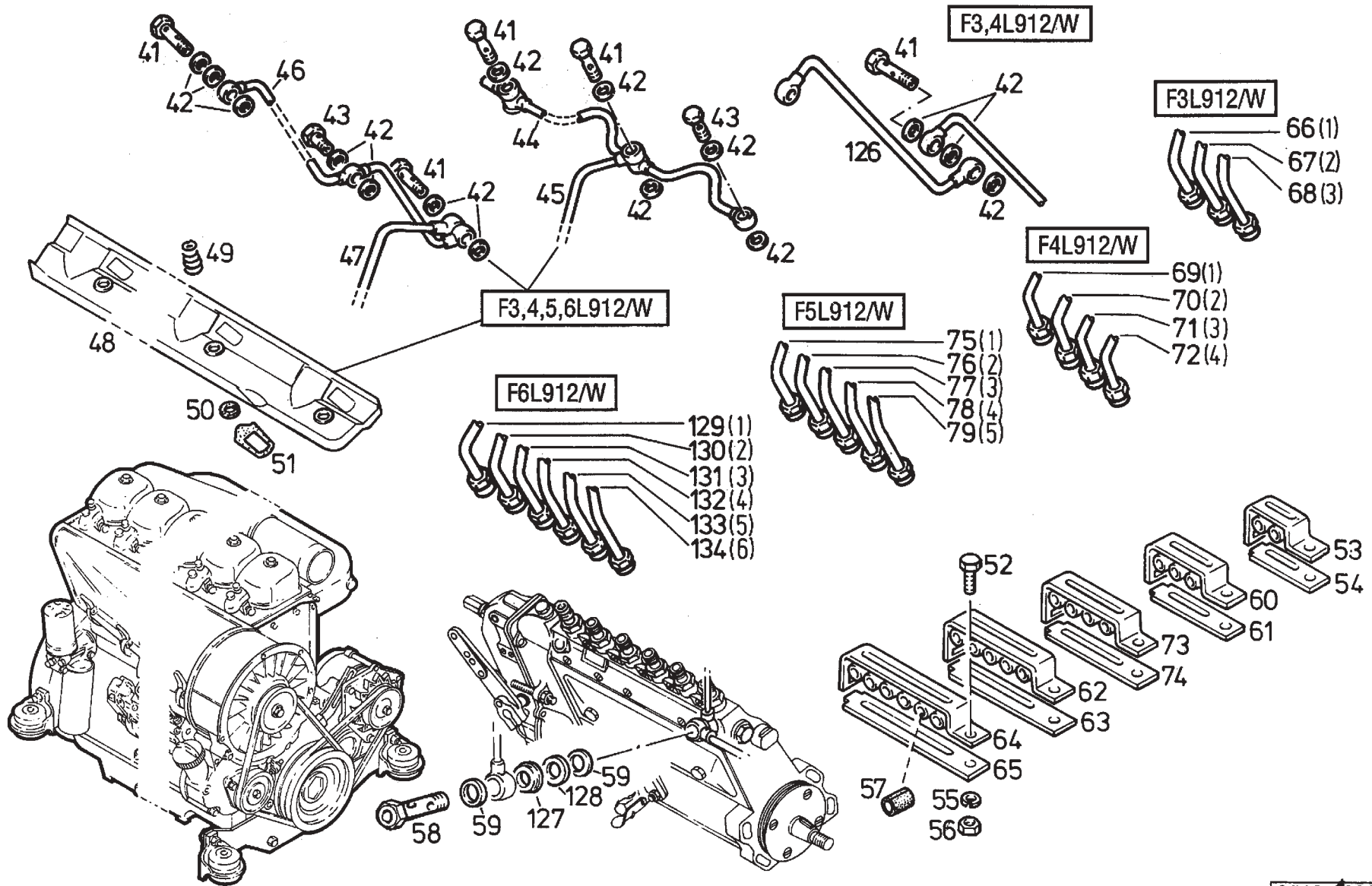
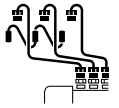


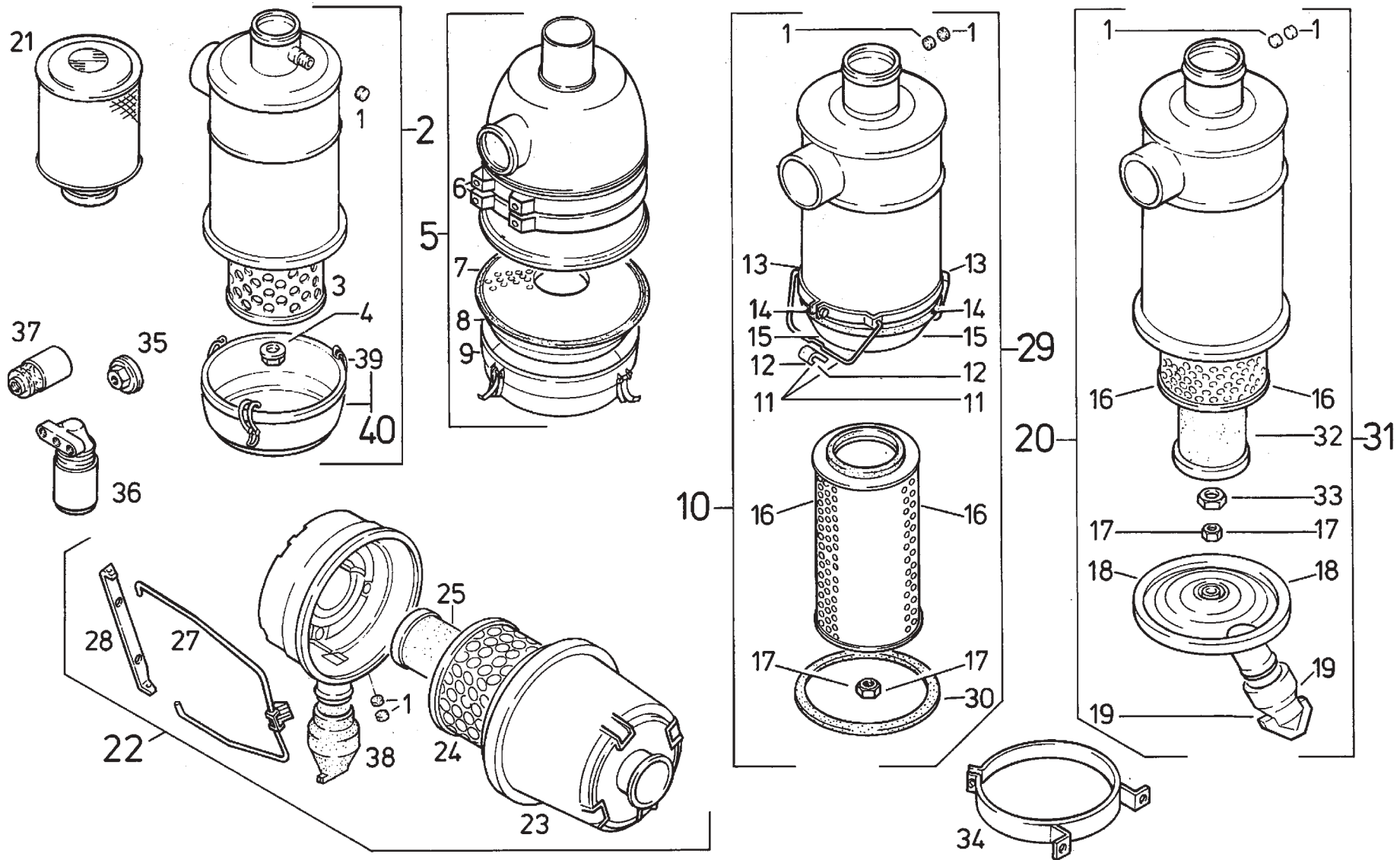


21



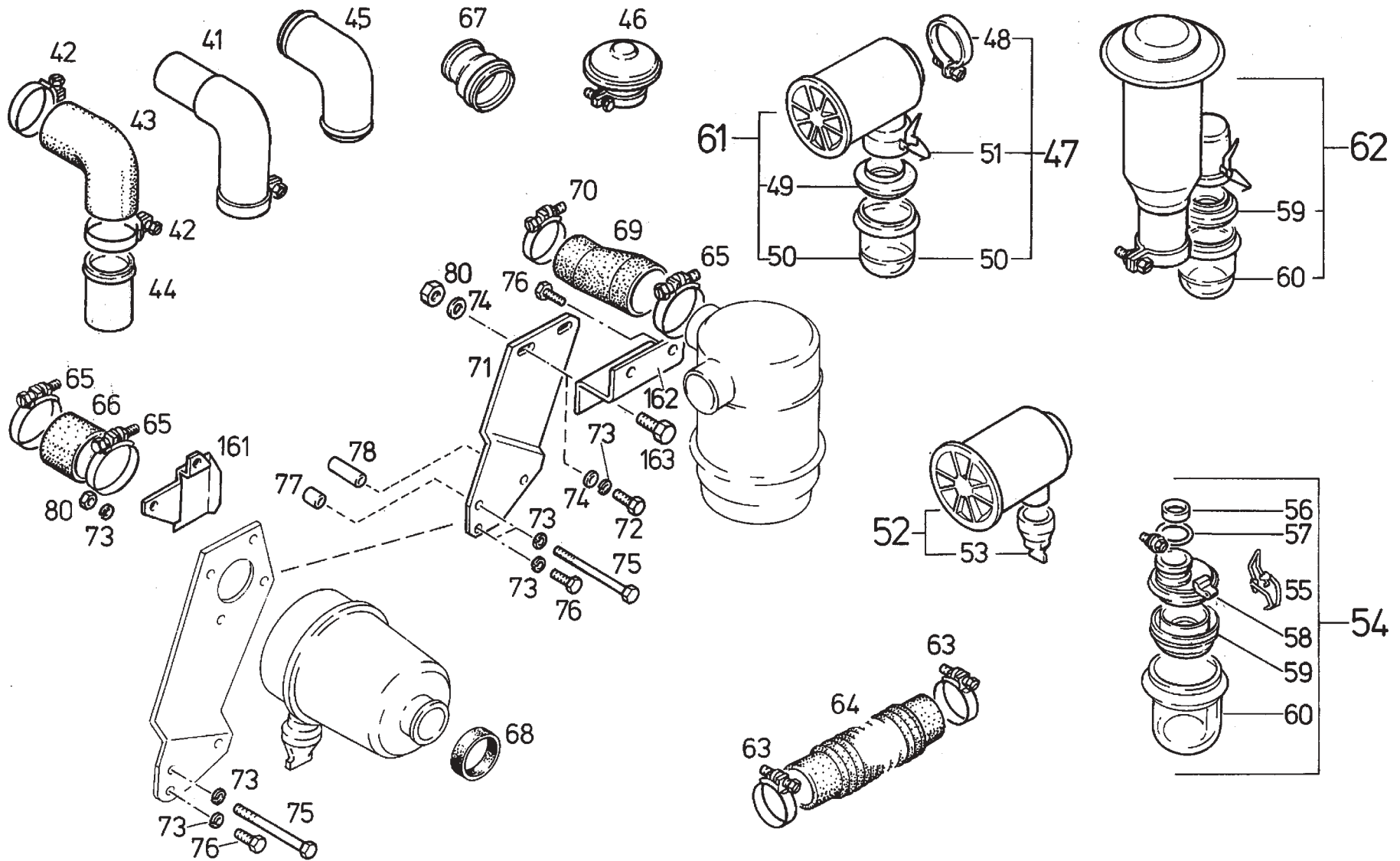
0510 0326 0



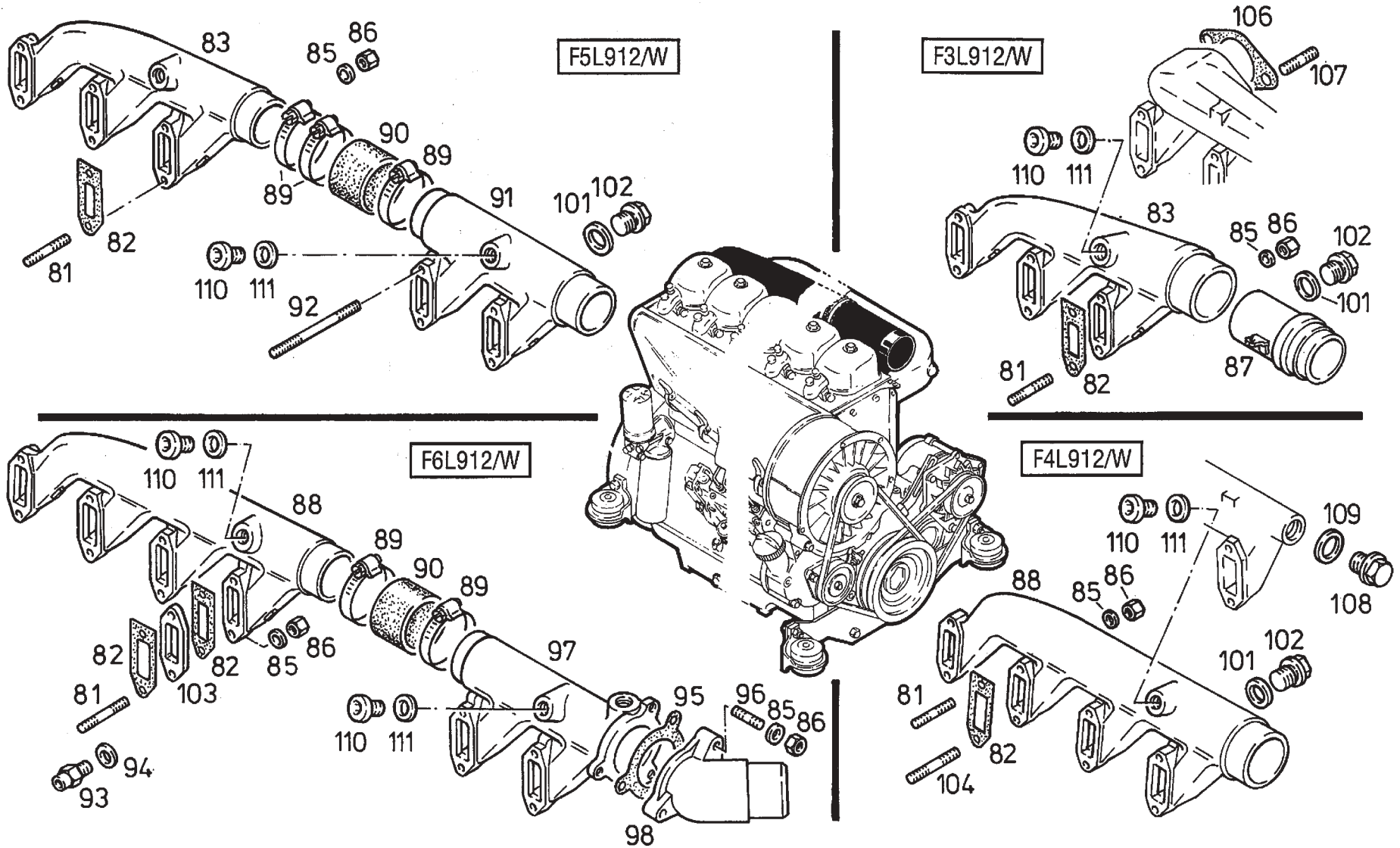




22



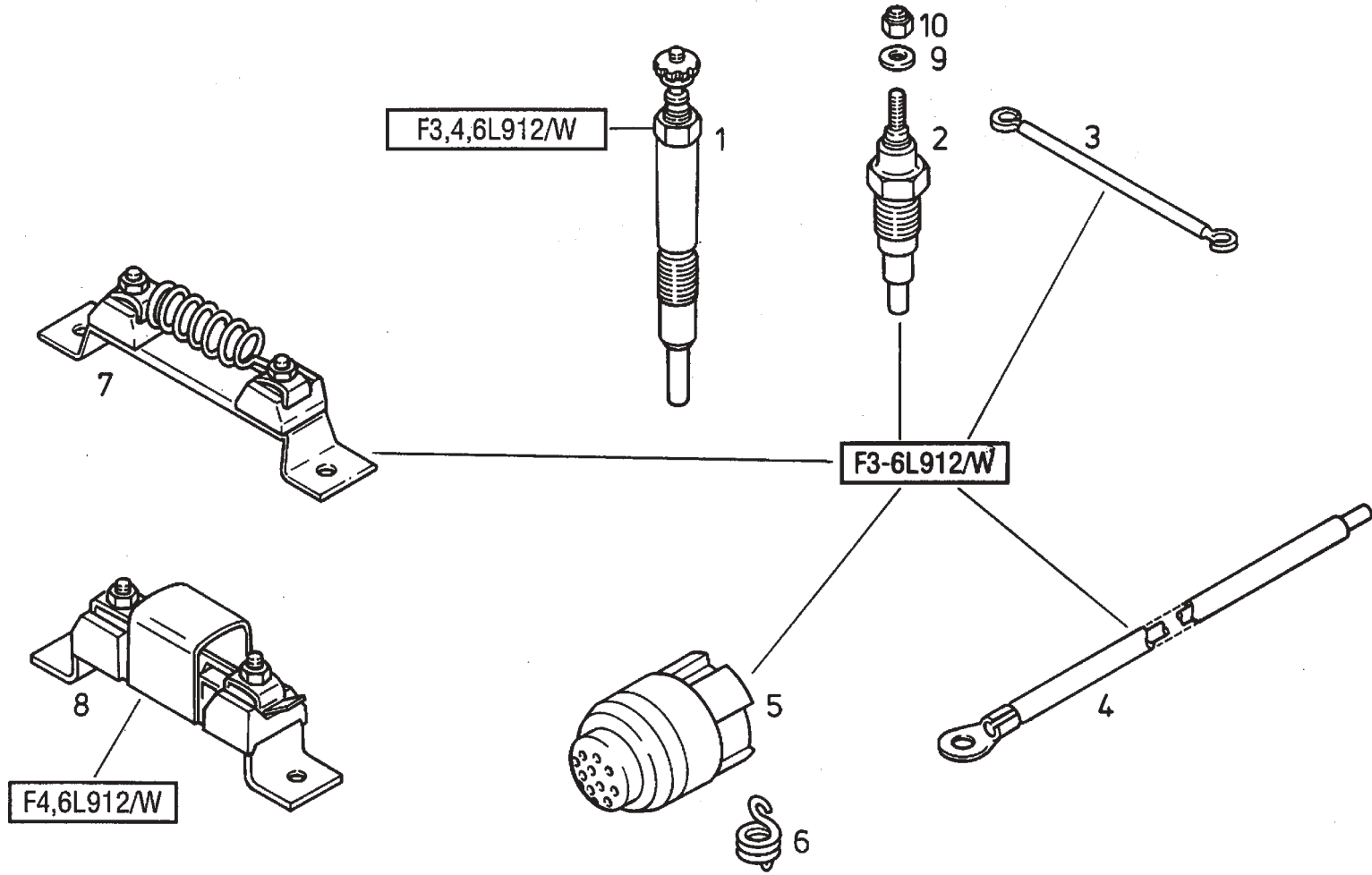
0510 0331



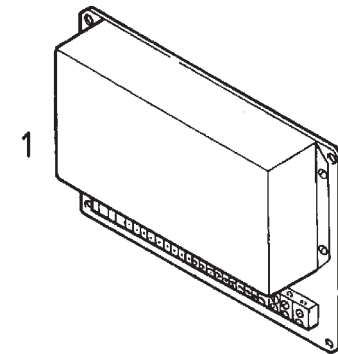
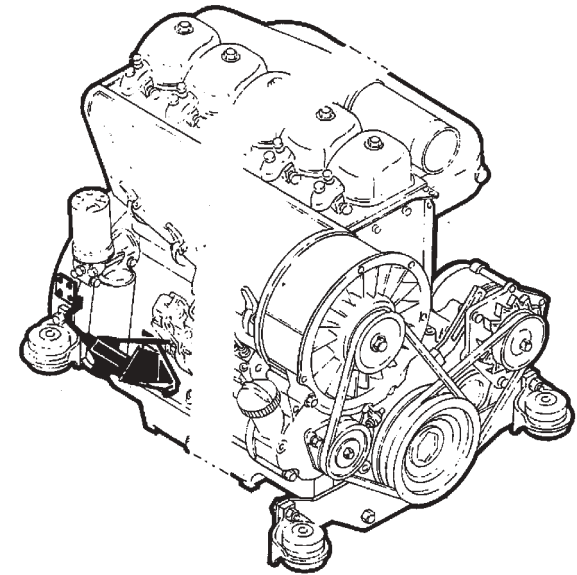
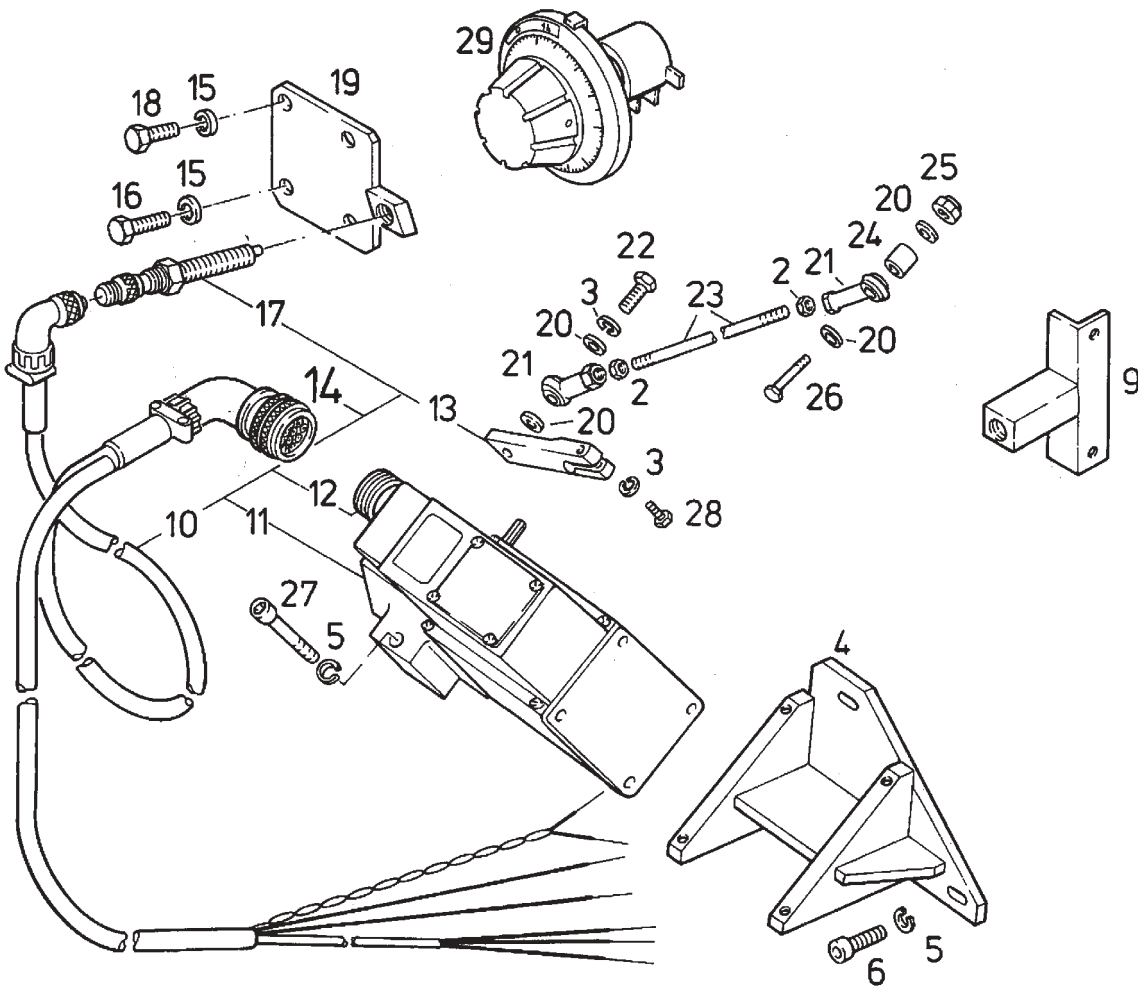
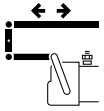
0510 0332 1



26

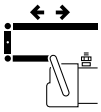


0510 0333 | 1

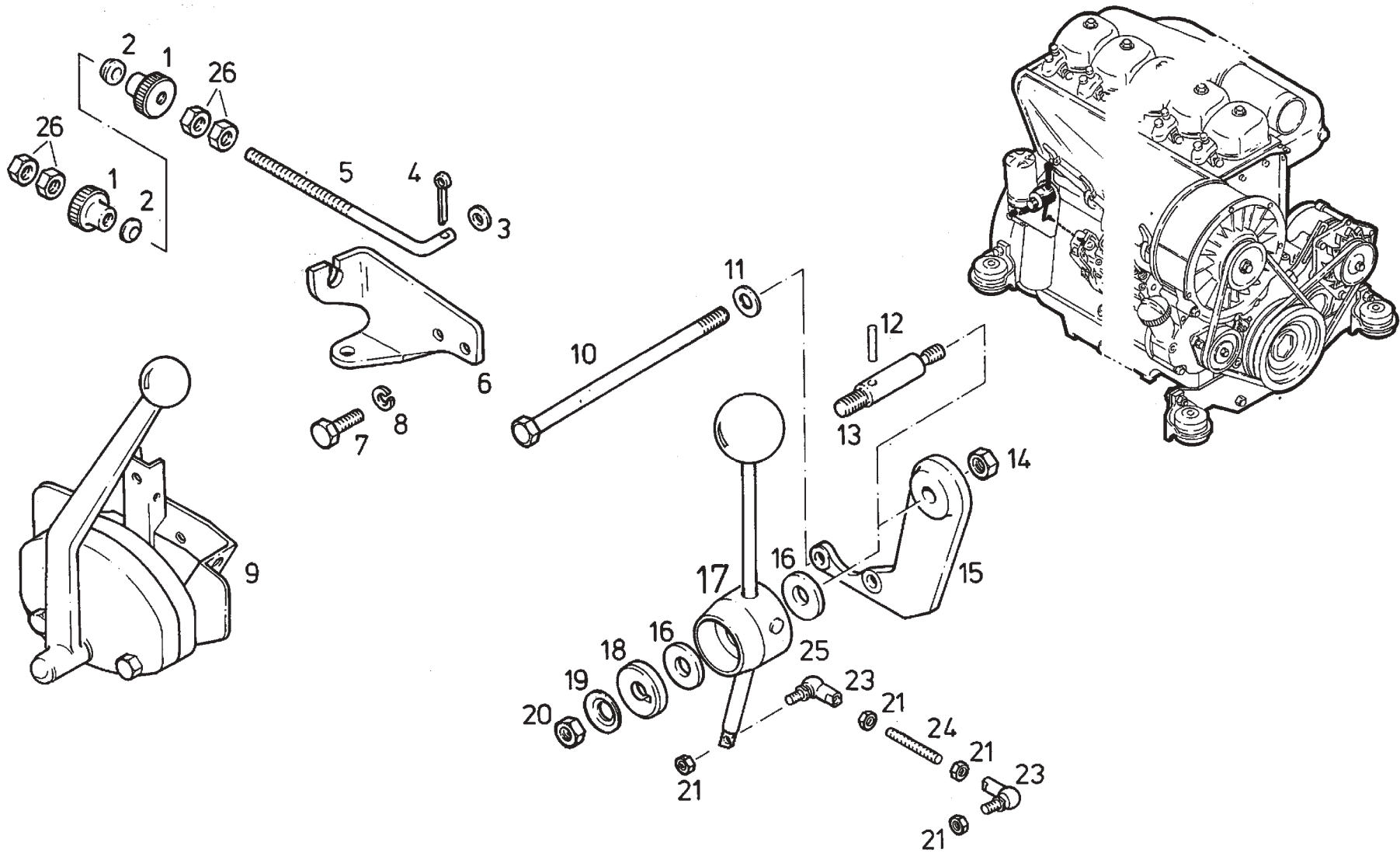


27

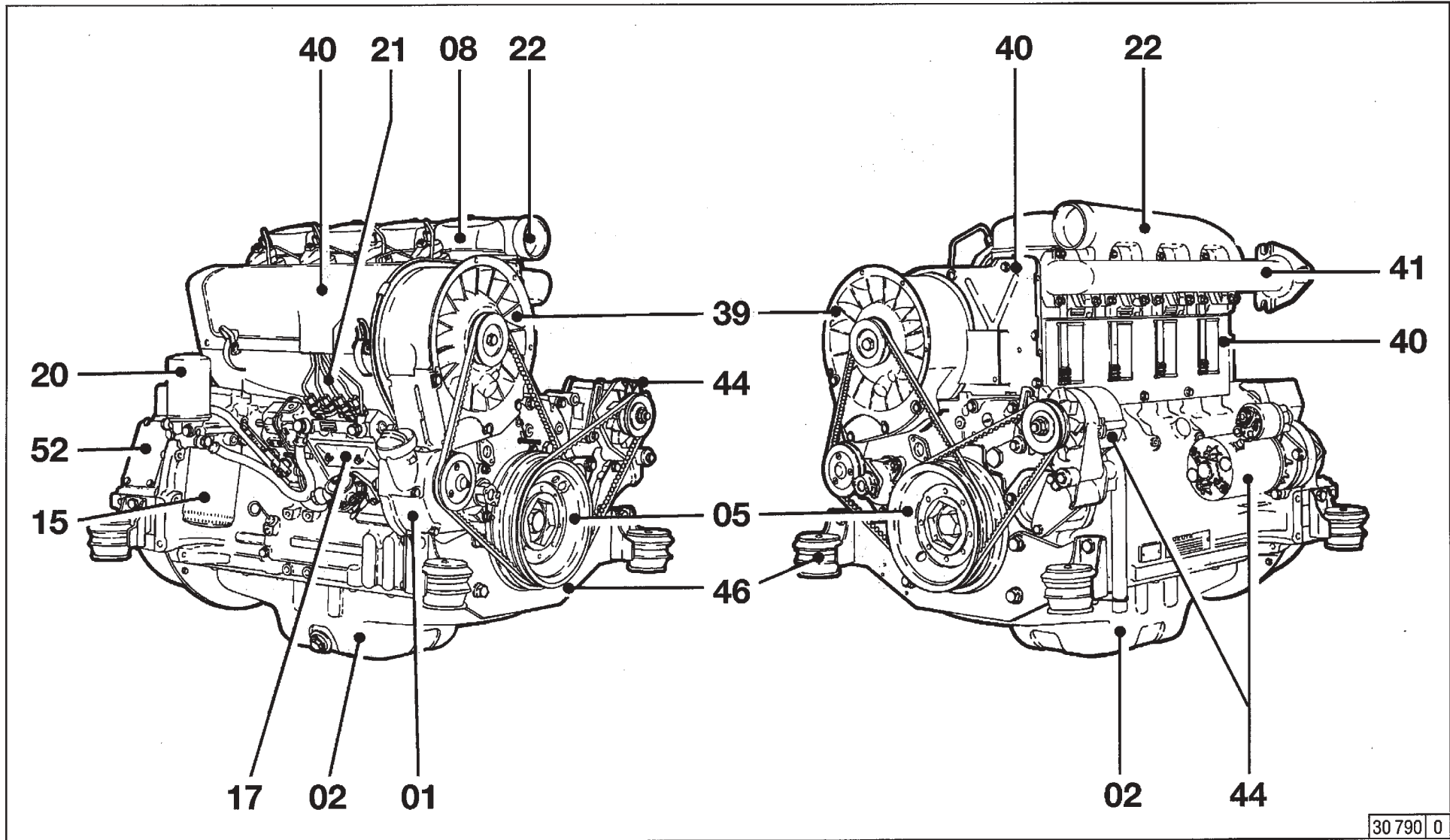
0510 0334



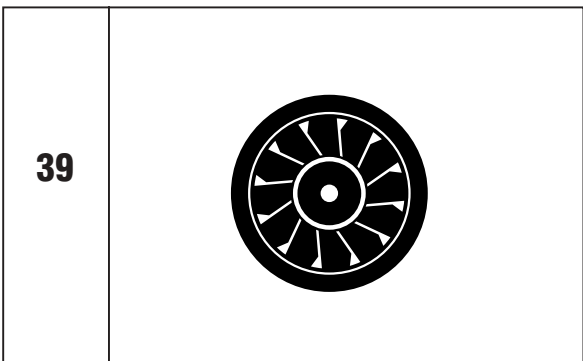


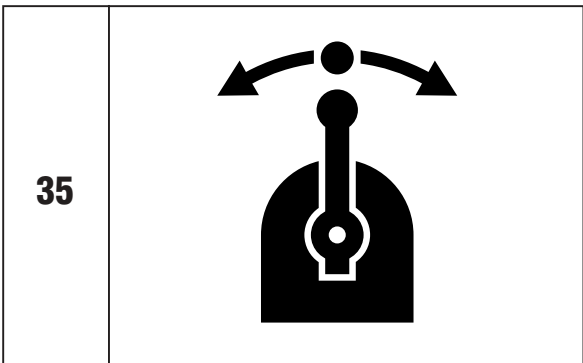

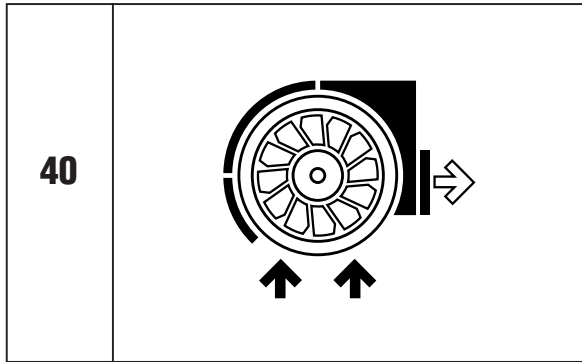
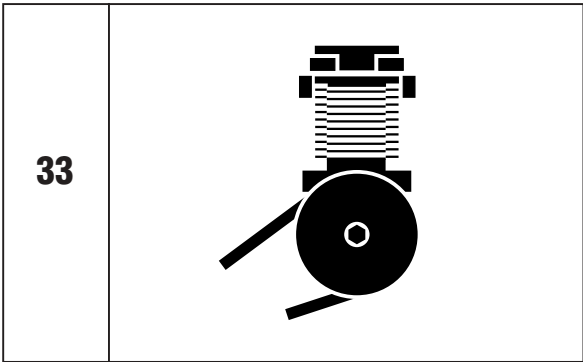


29



0510 0335 | 1

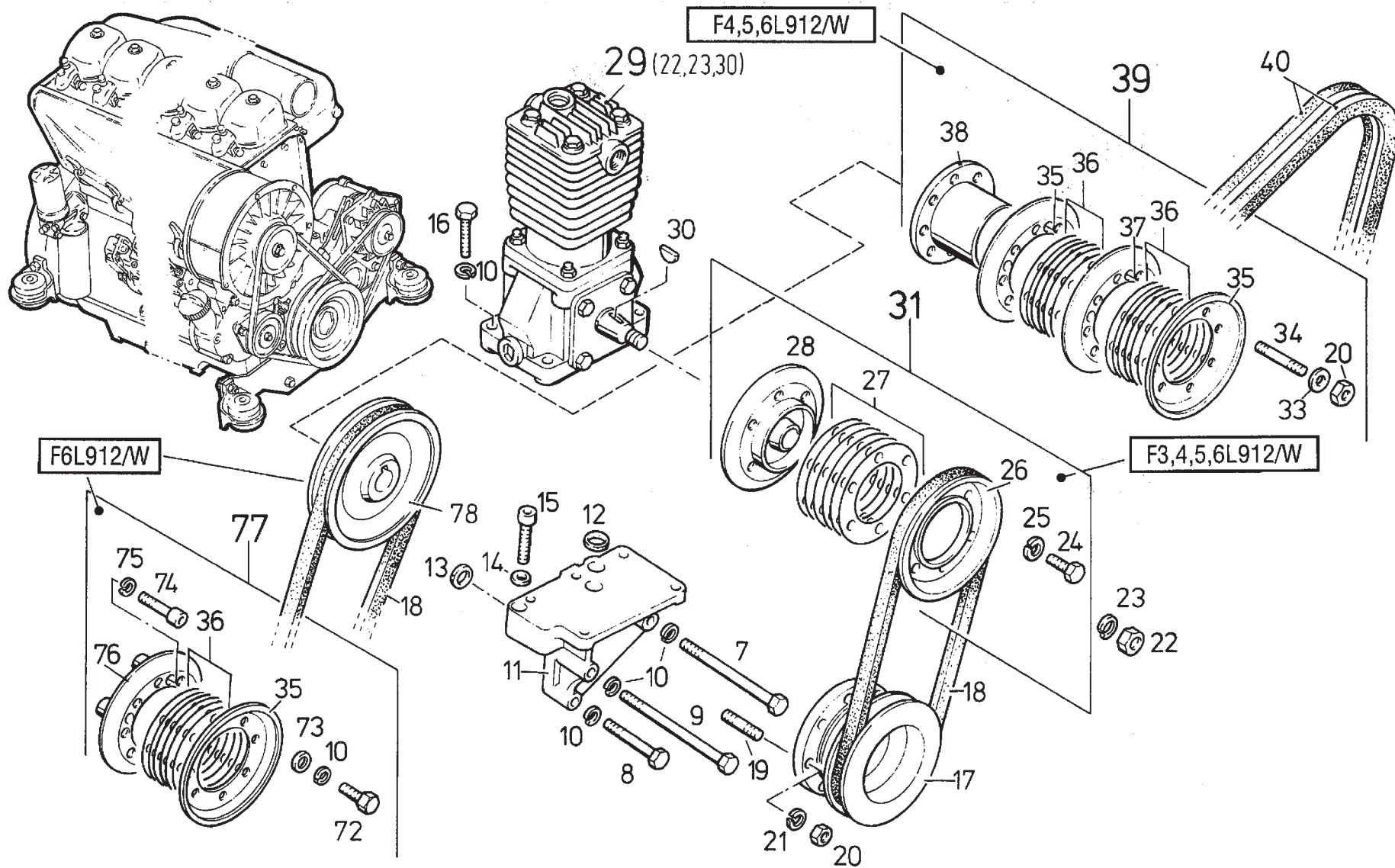




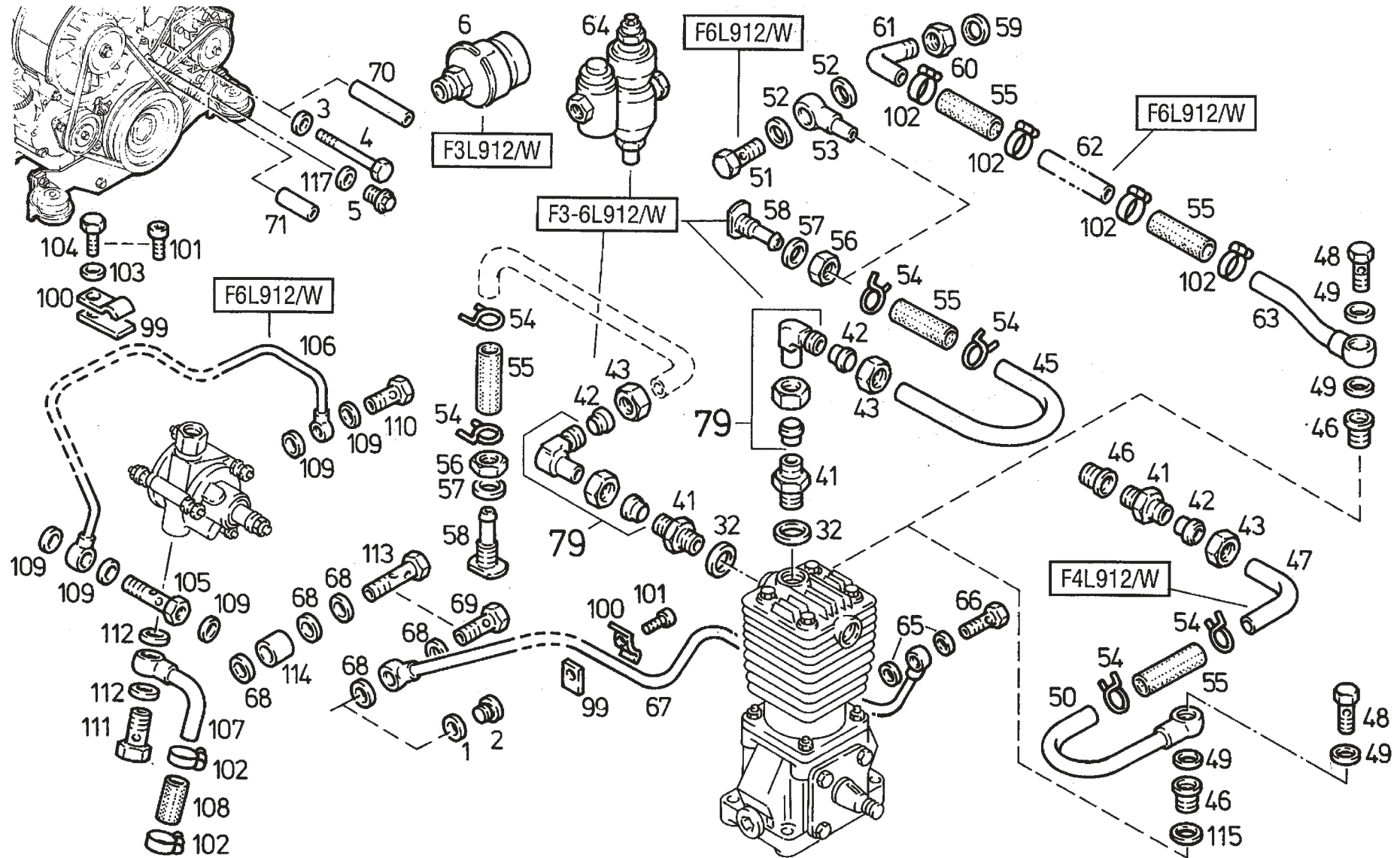
33
—
40



33

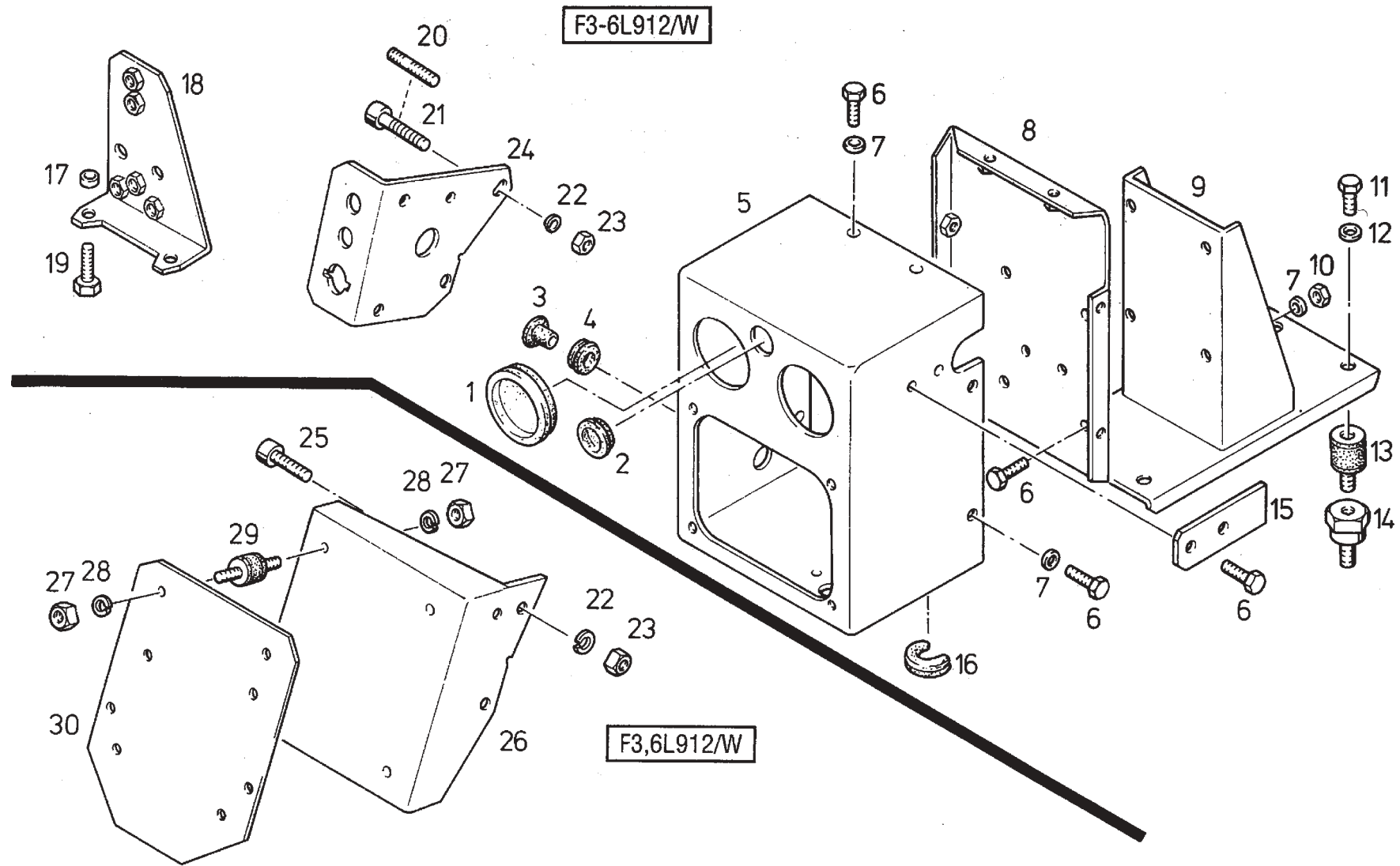


0510 0336

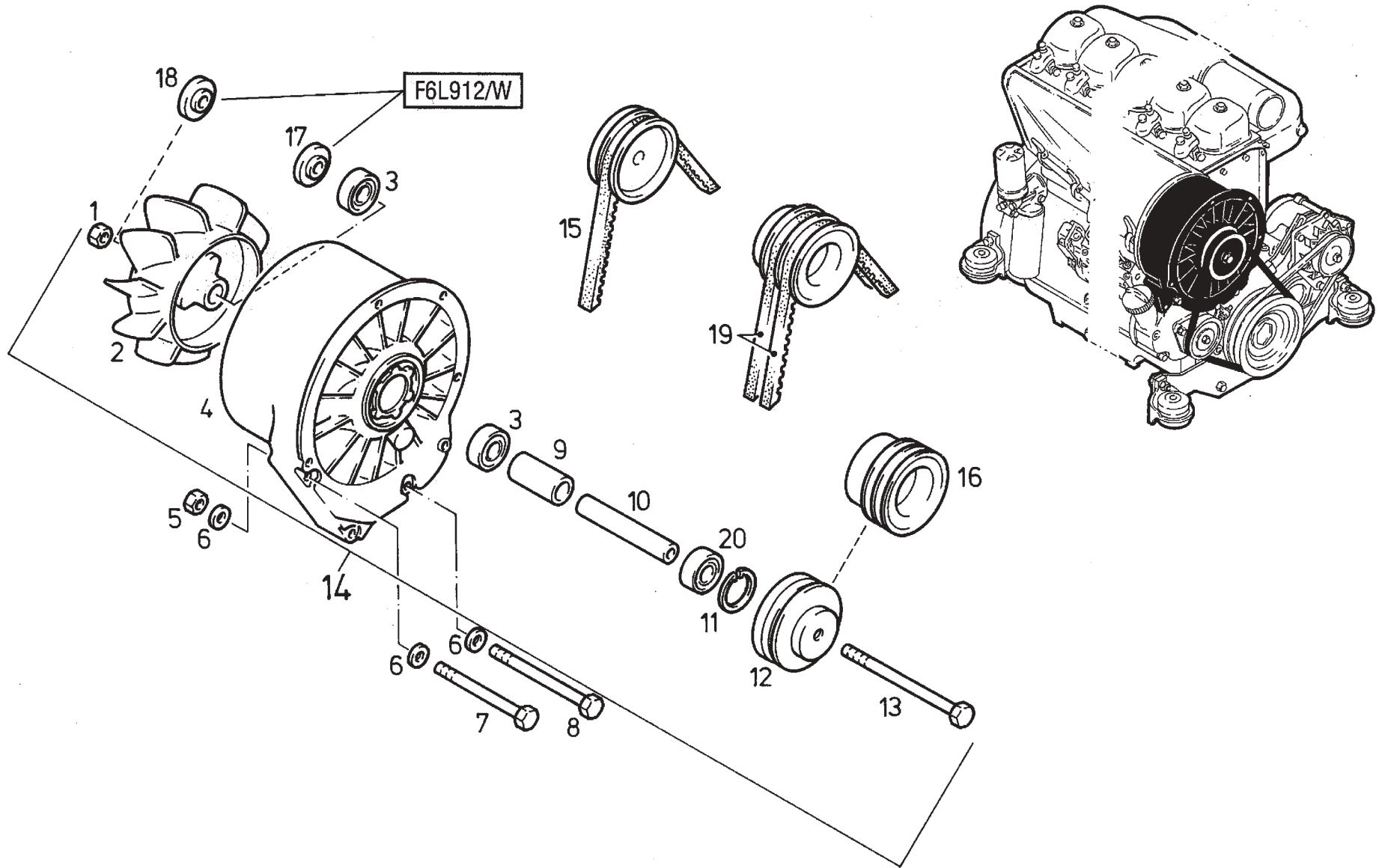




35

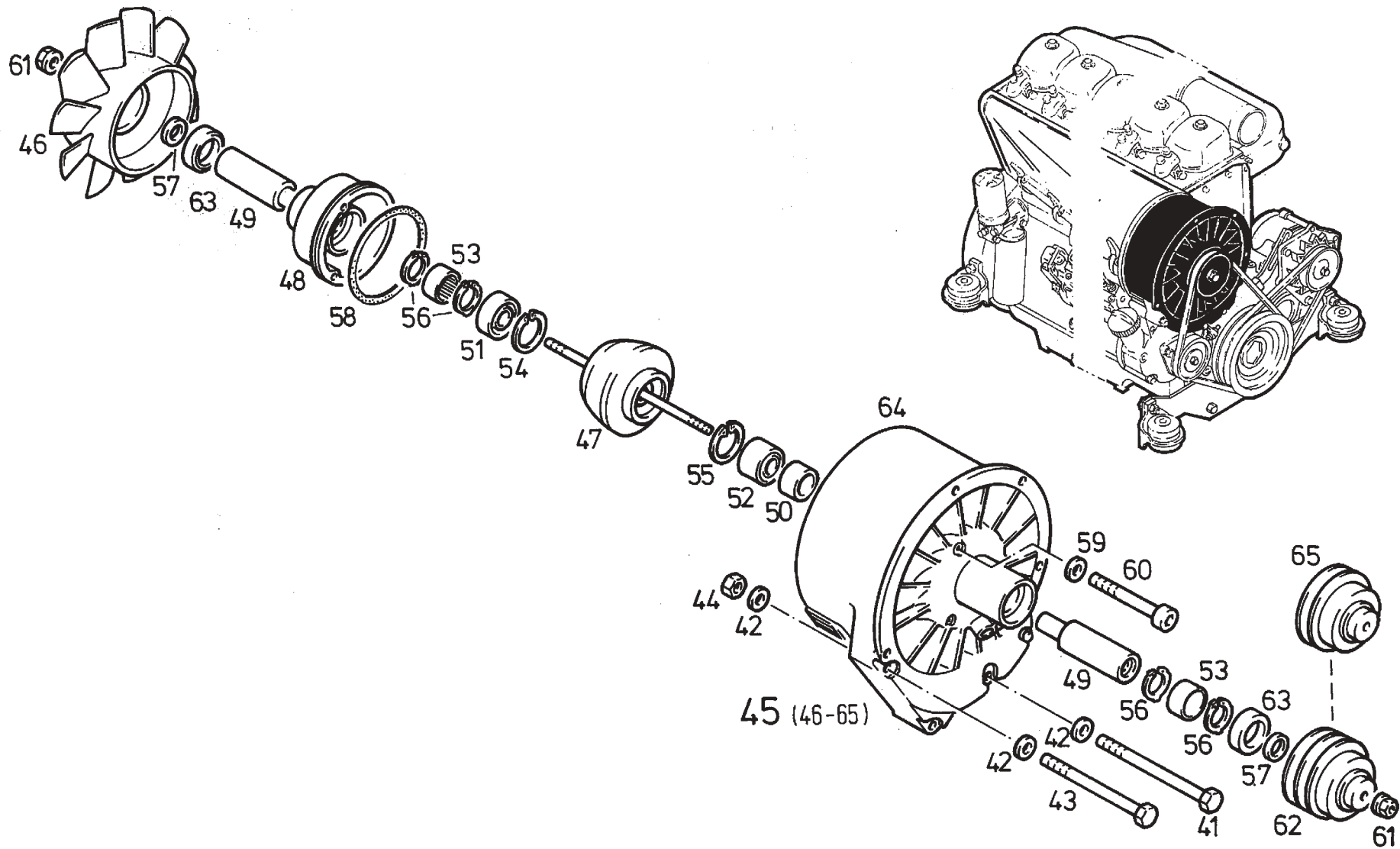


0510 0338

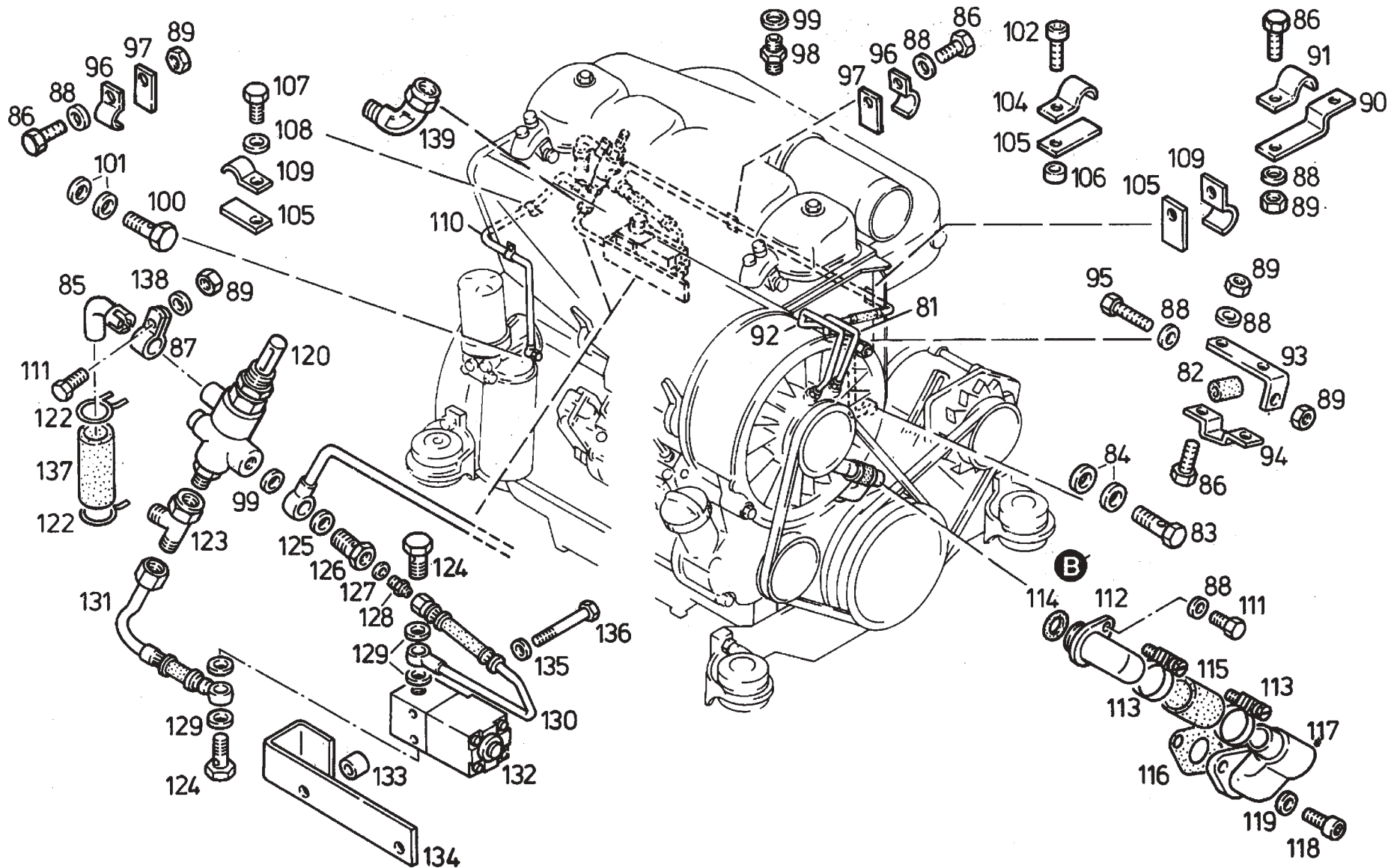


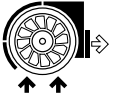


39

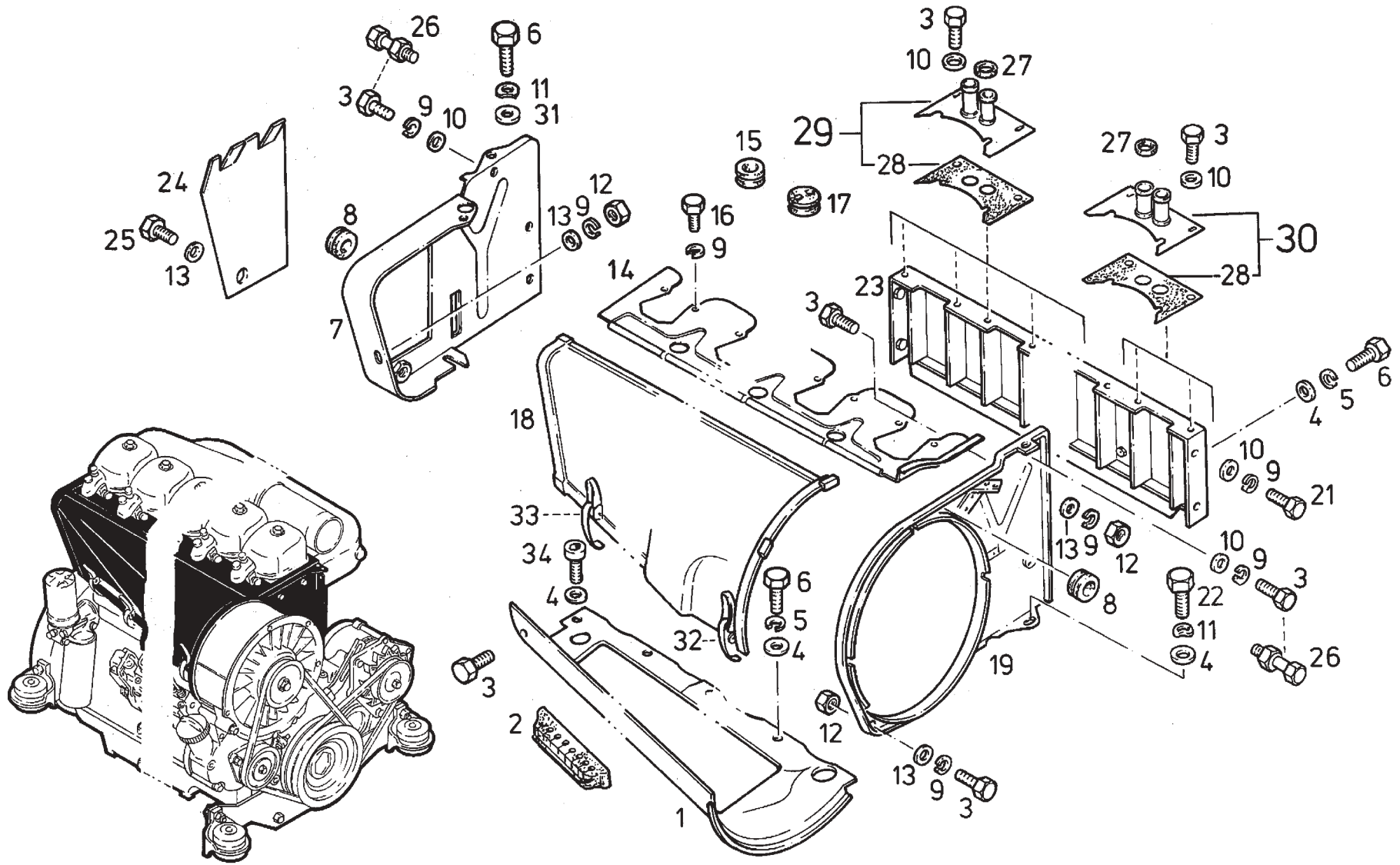


0510 0340

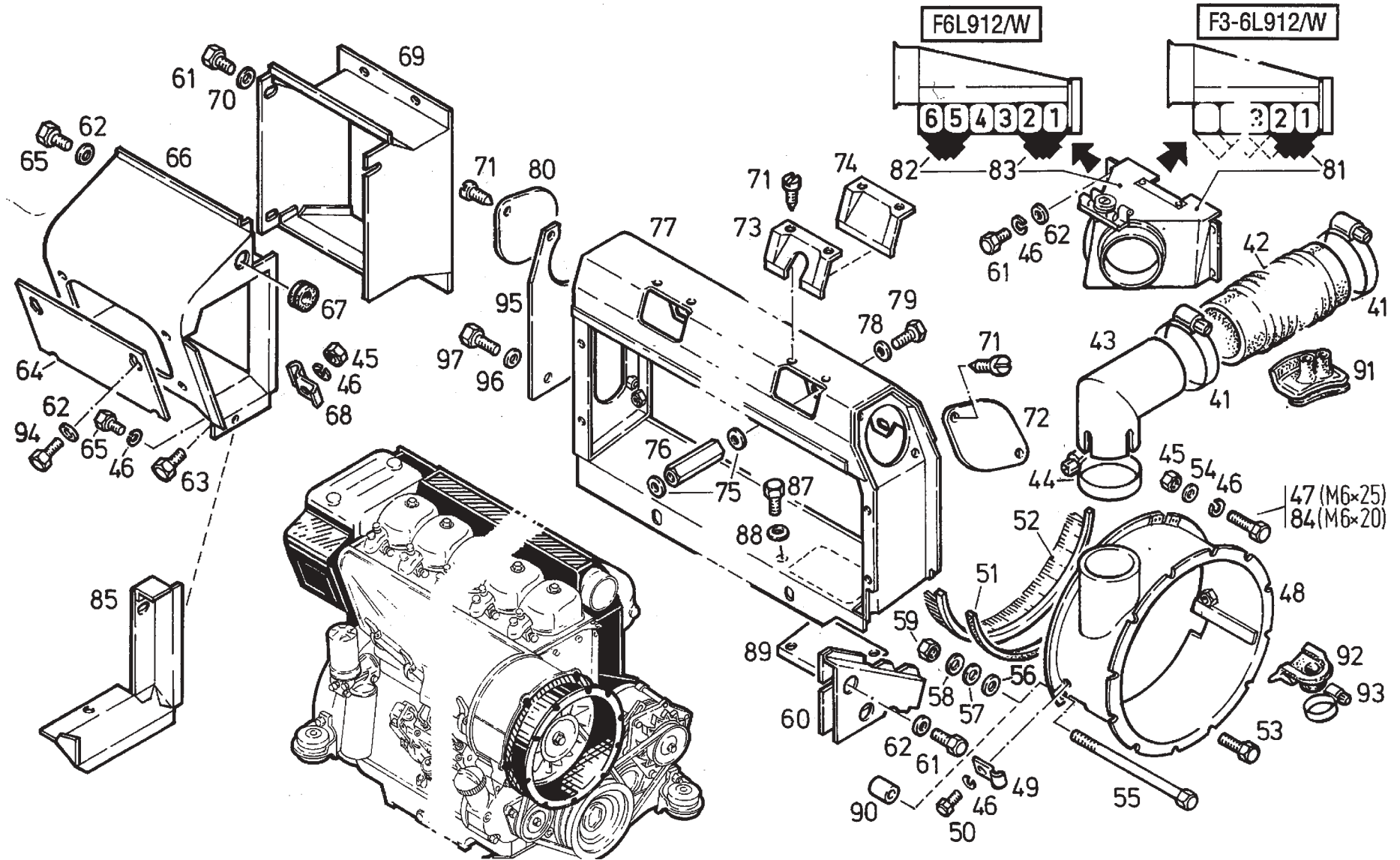
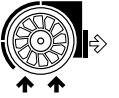


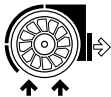


40



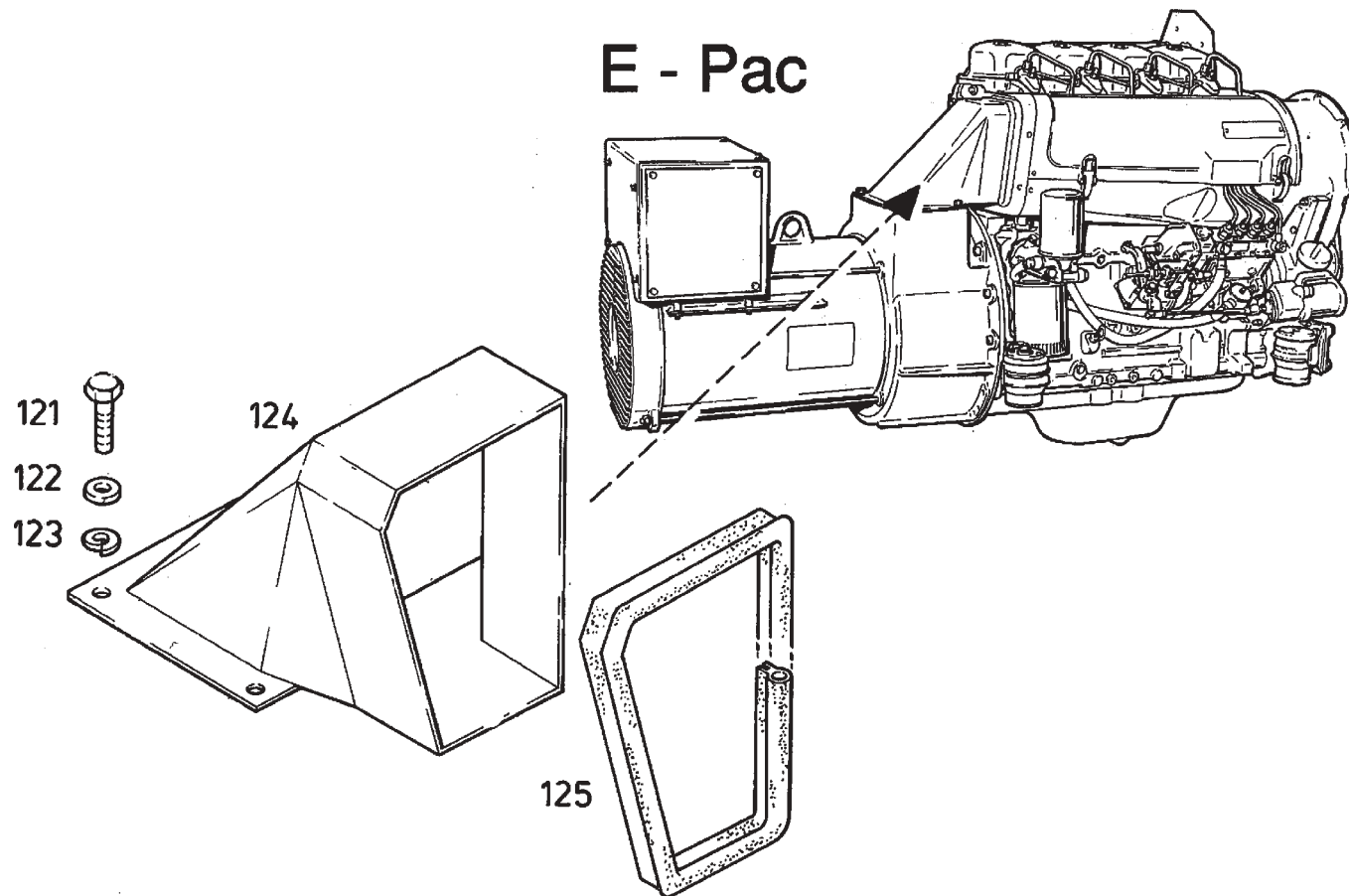
0510 0342 1





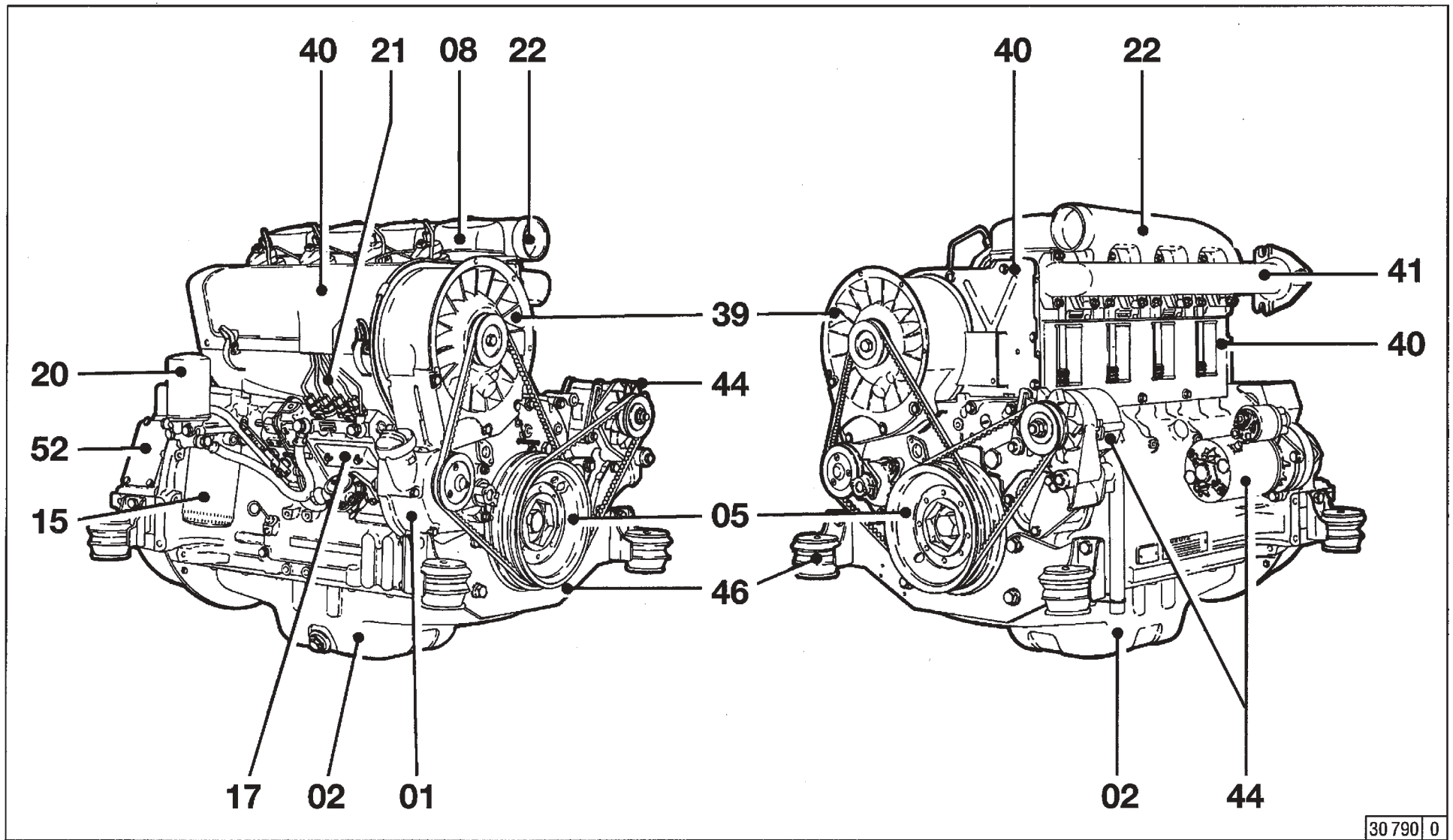
40





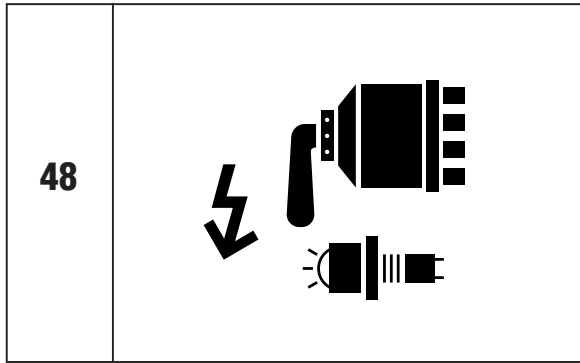
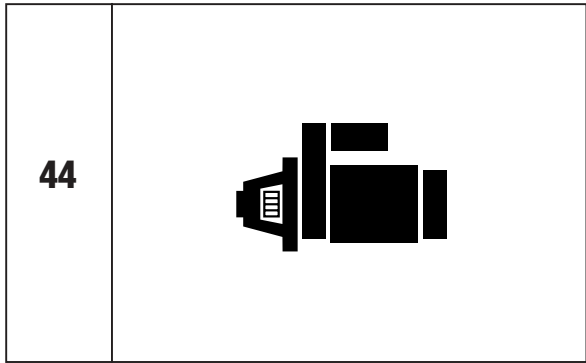
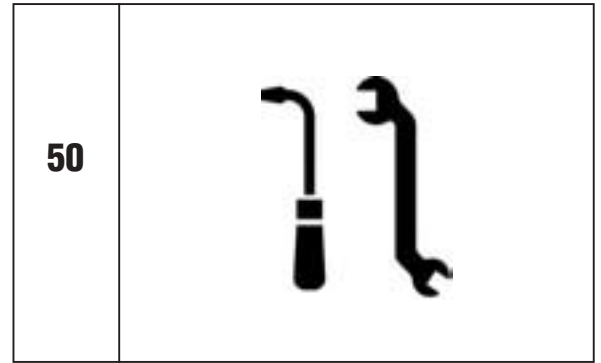
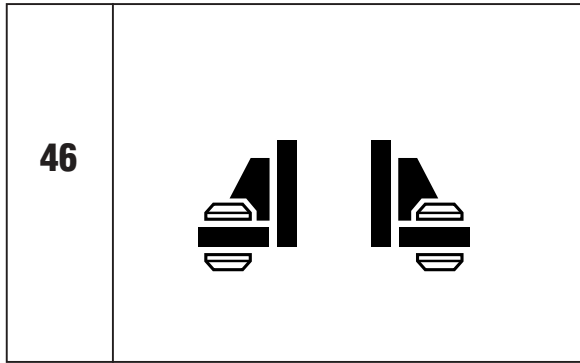

E - Pac

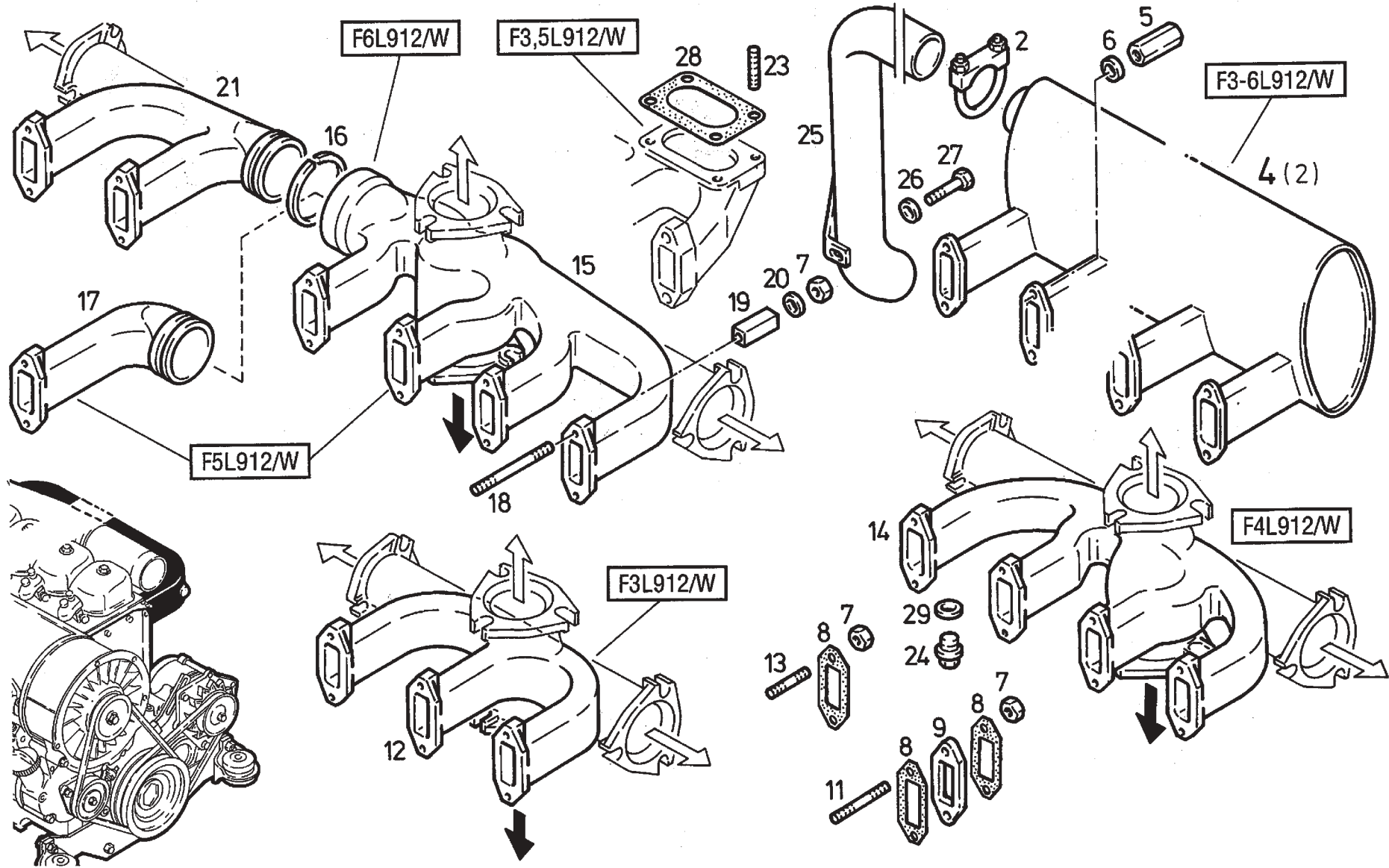



0510 1174



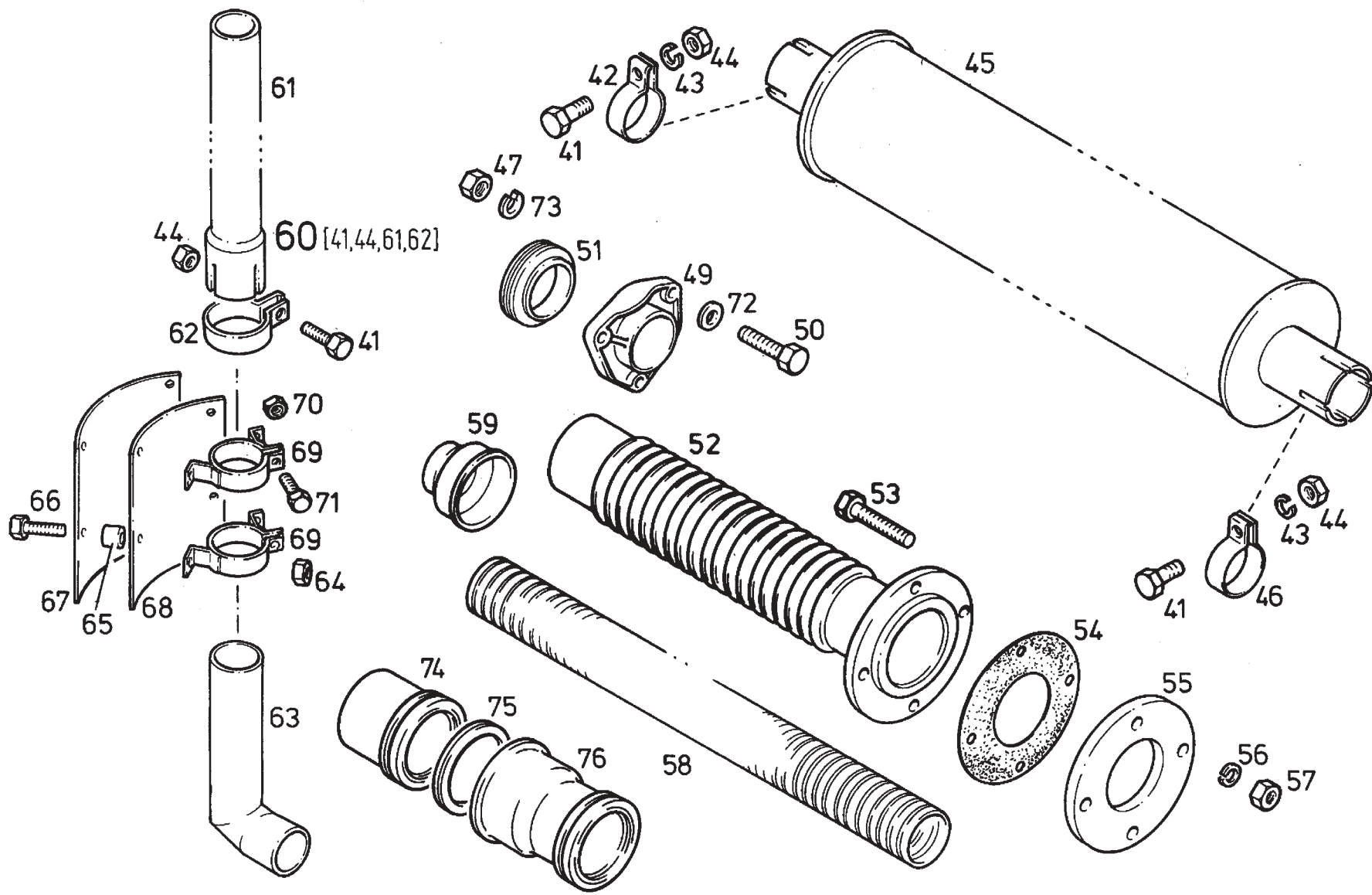


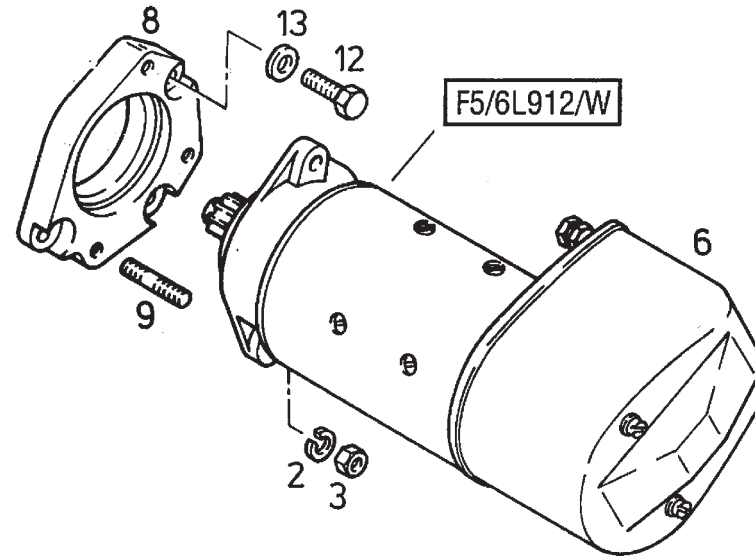
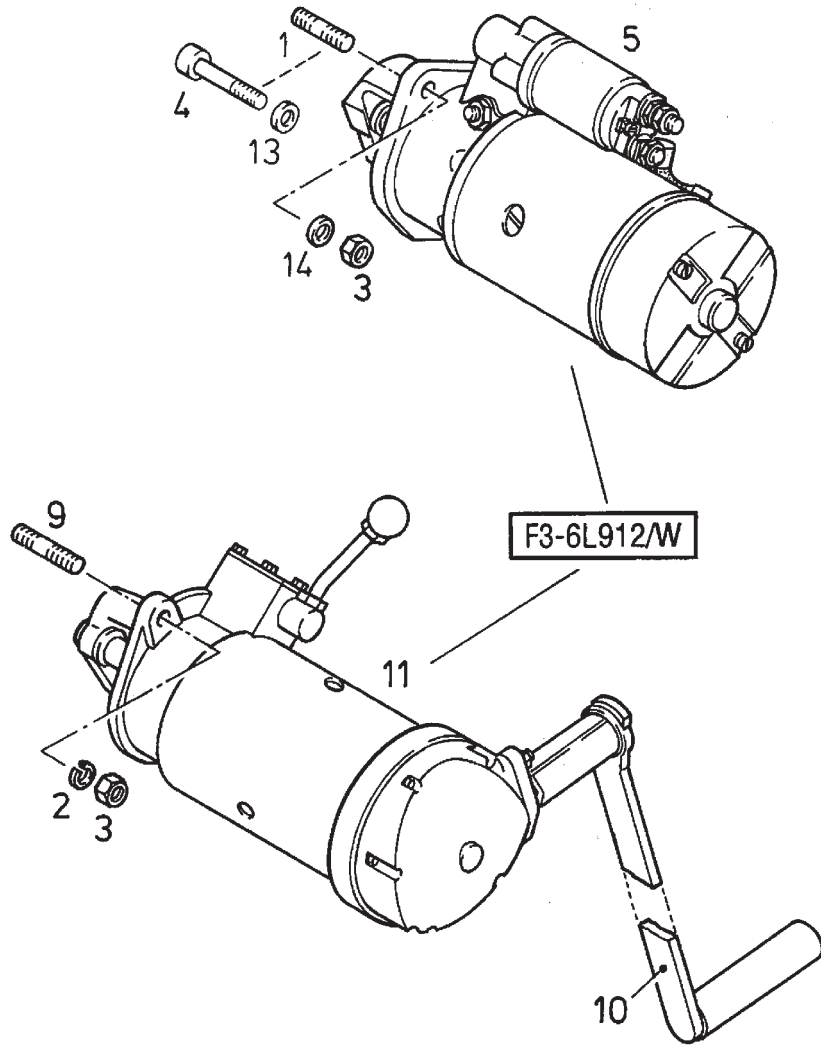




41

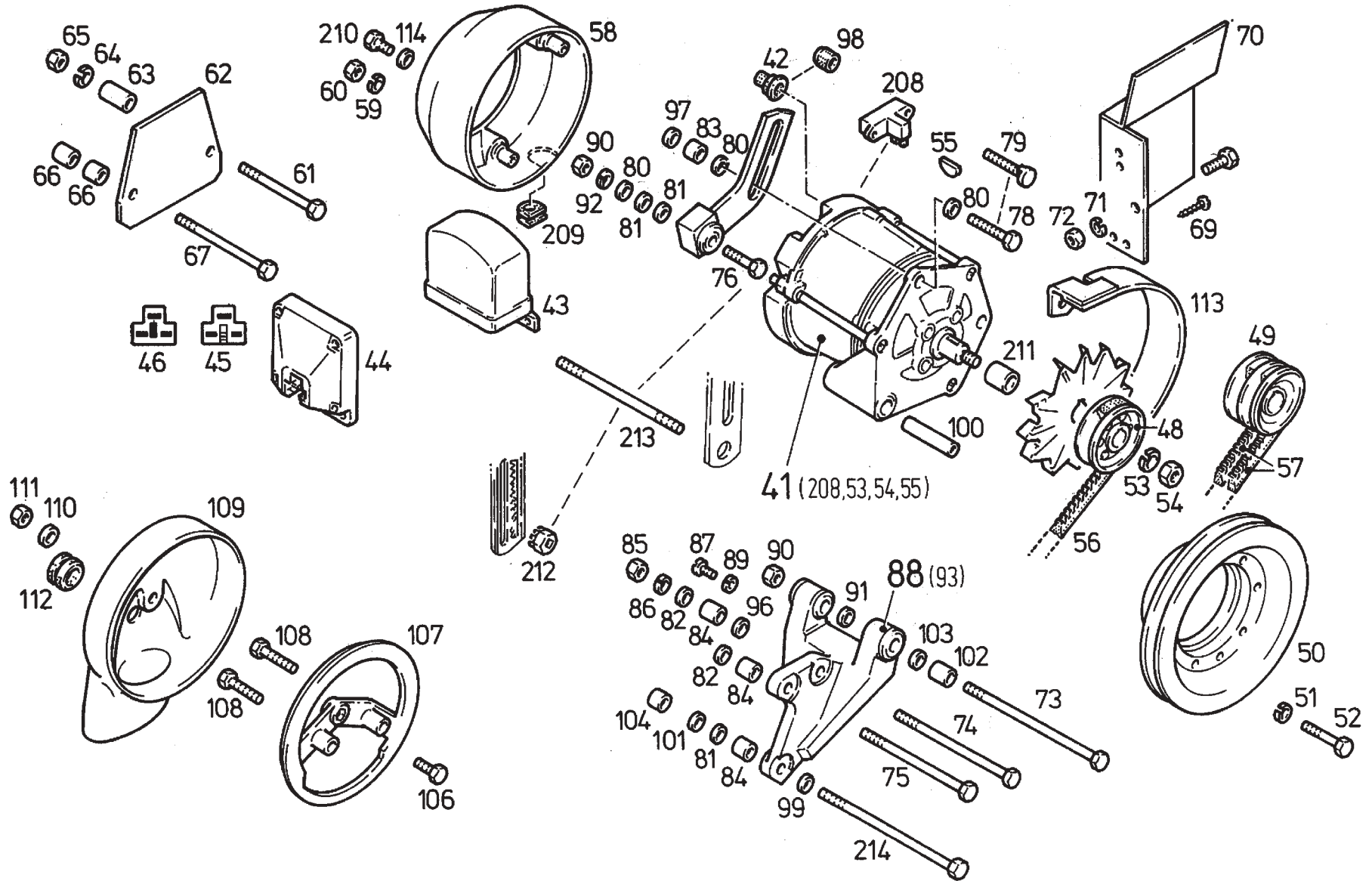
0510 0344 | 1

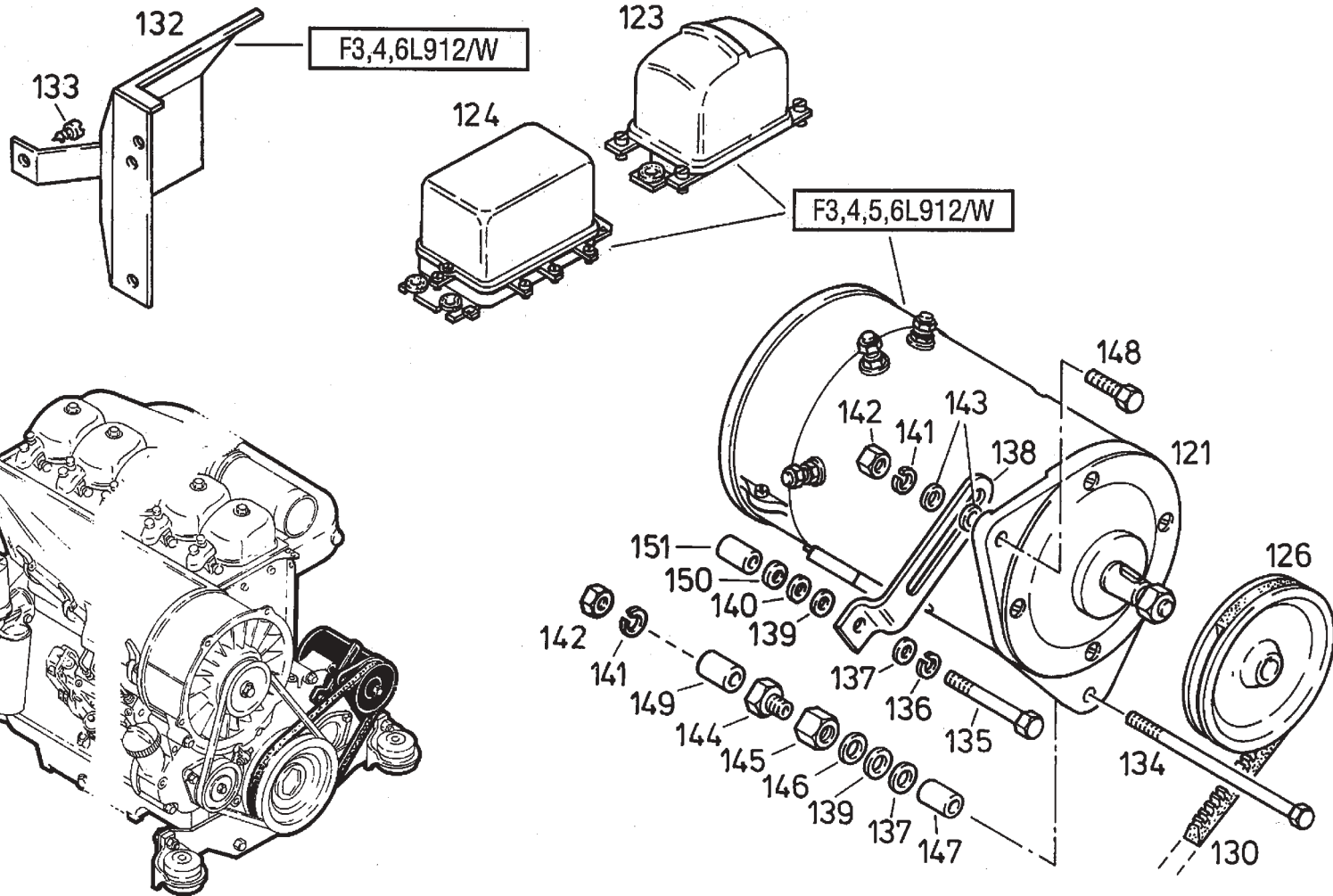




41

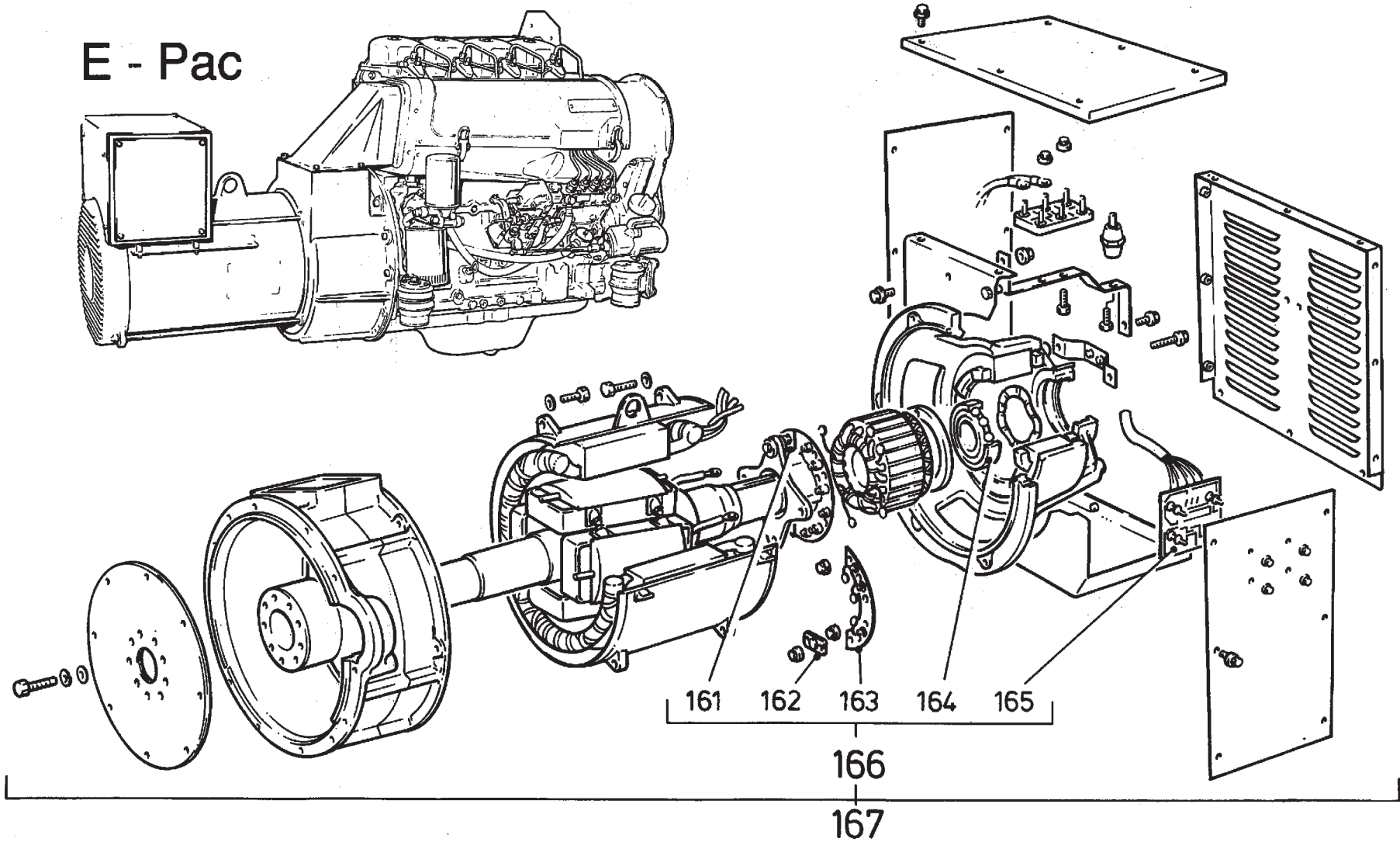
0510 0346 1





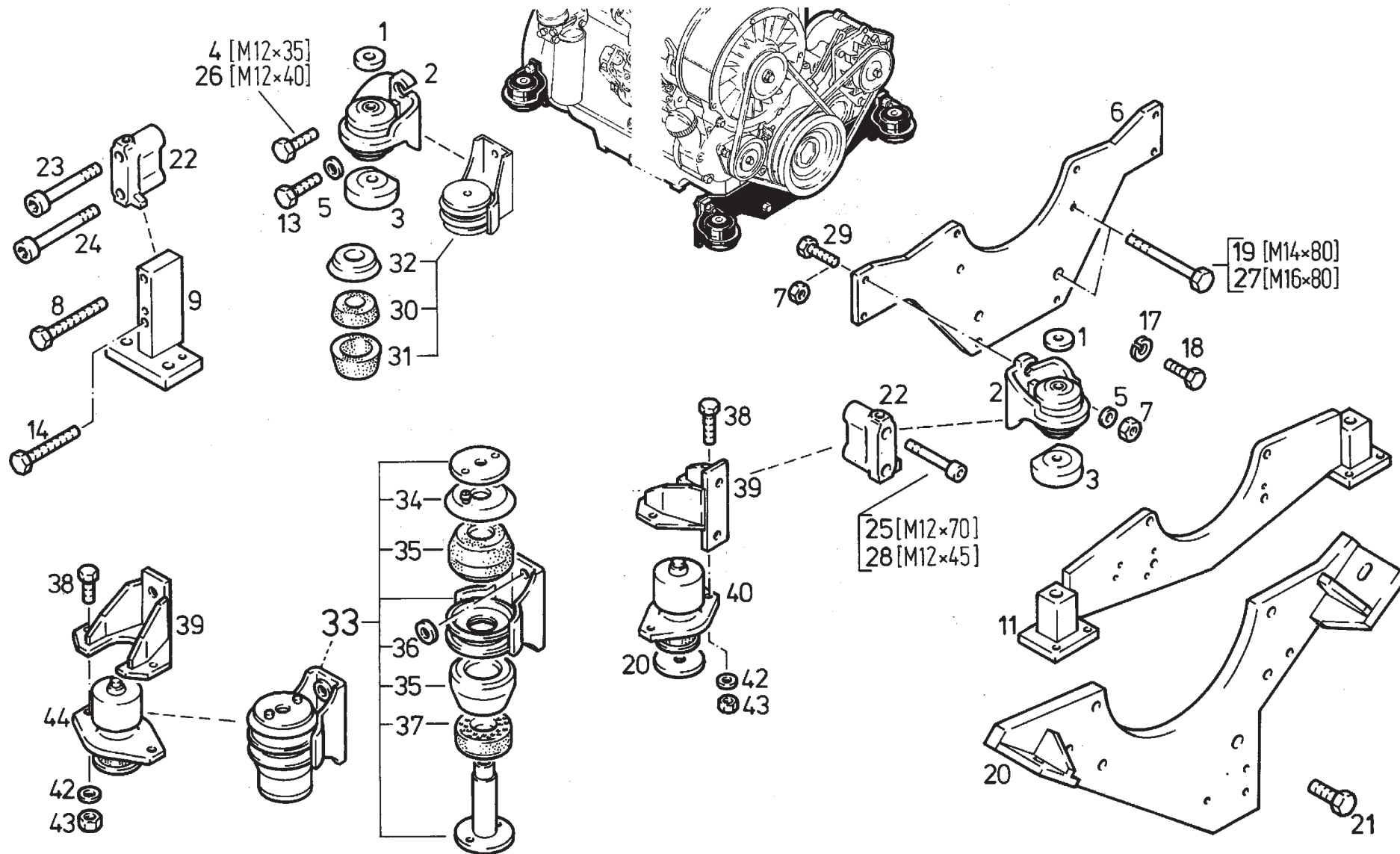


E - Pac





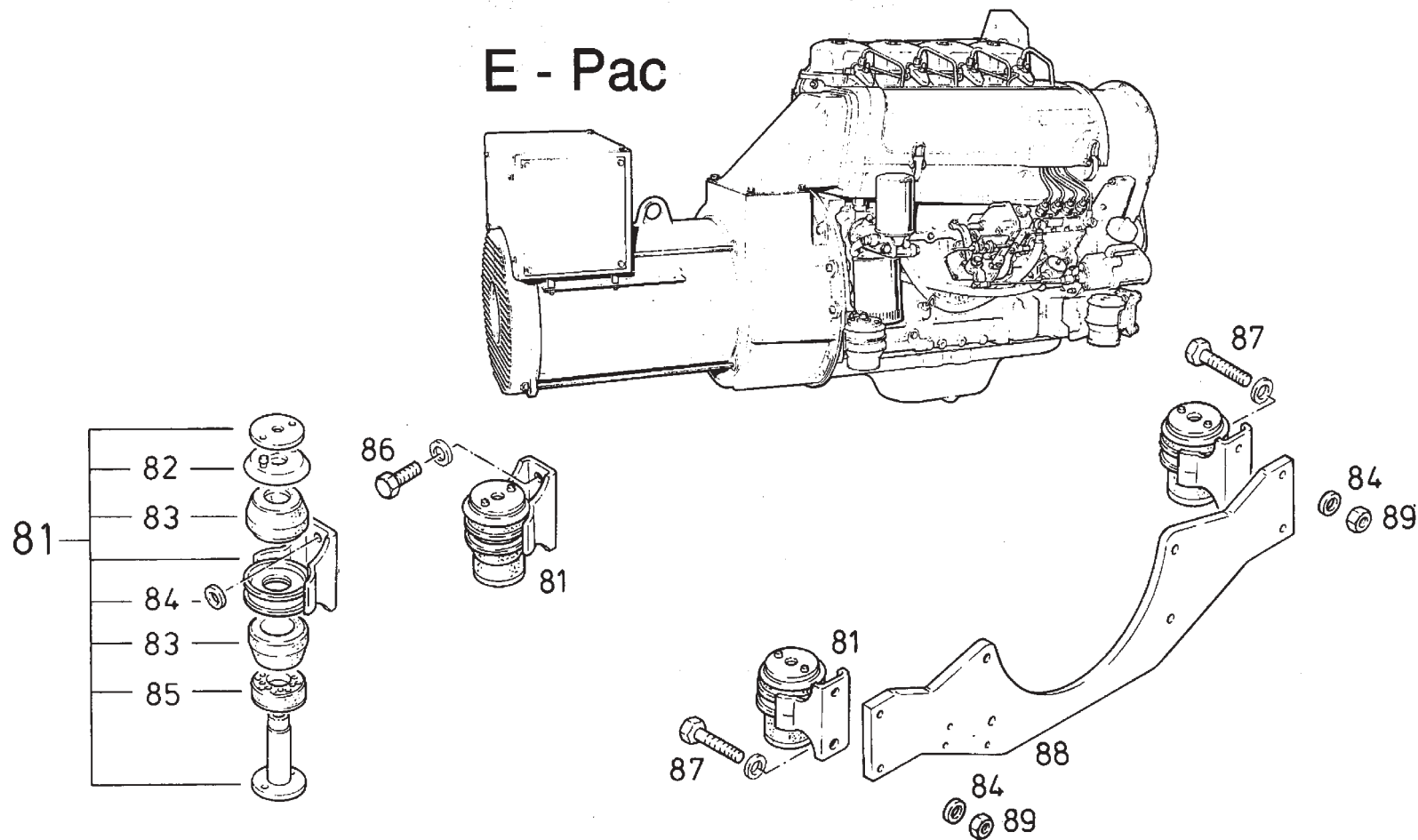
46

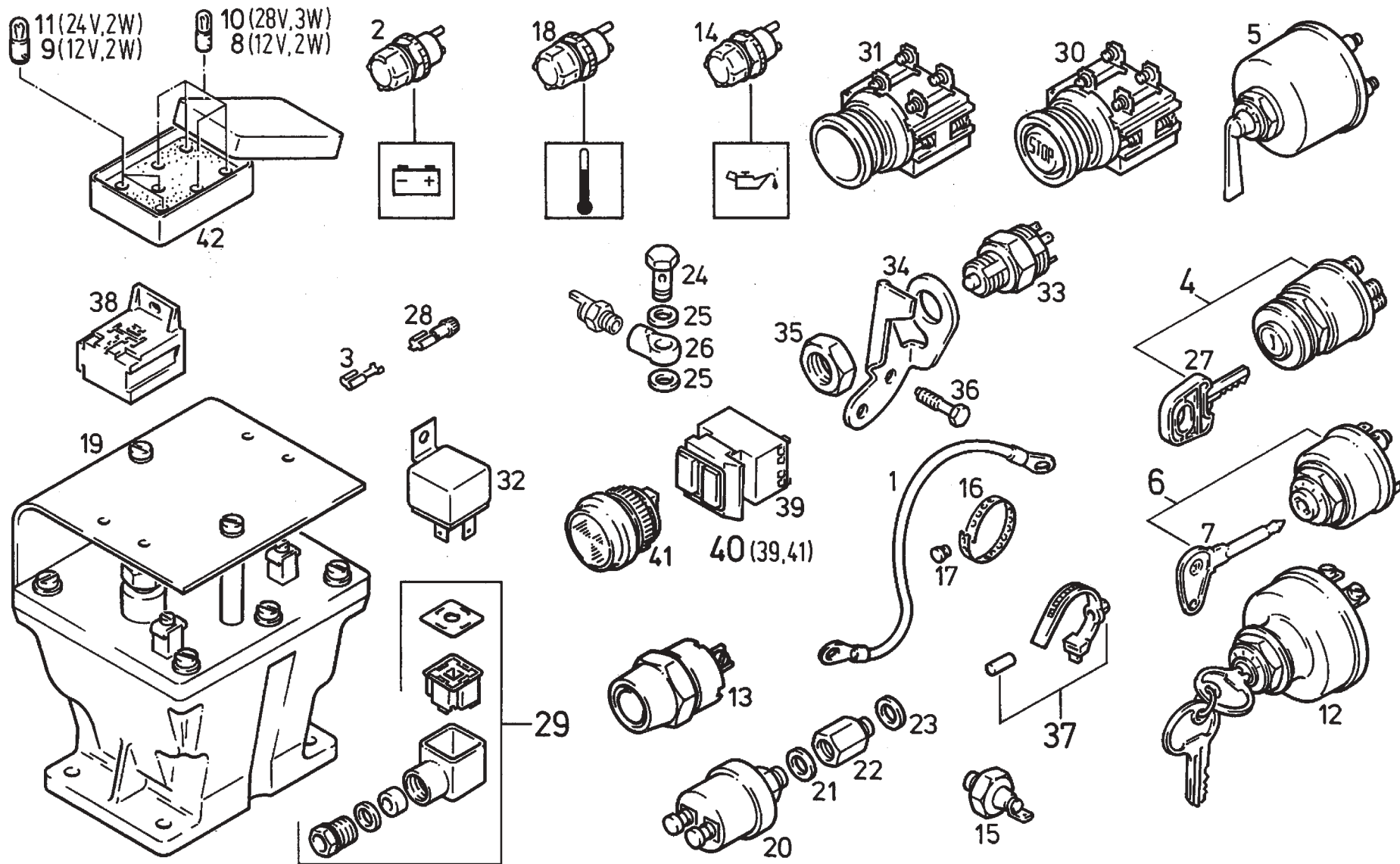
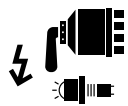


0510 0349 | 2



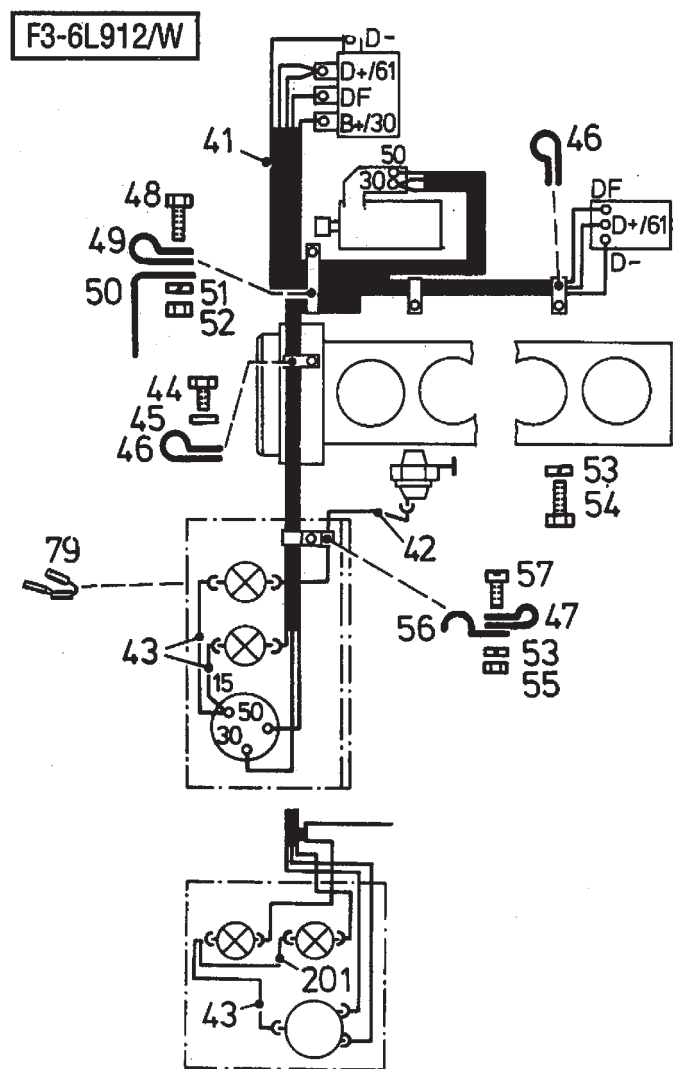
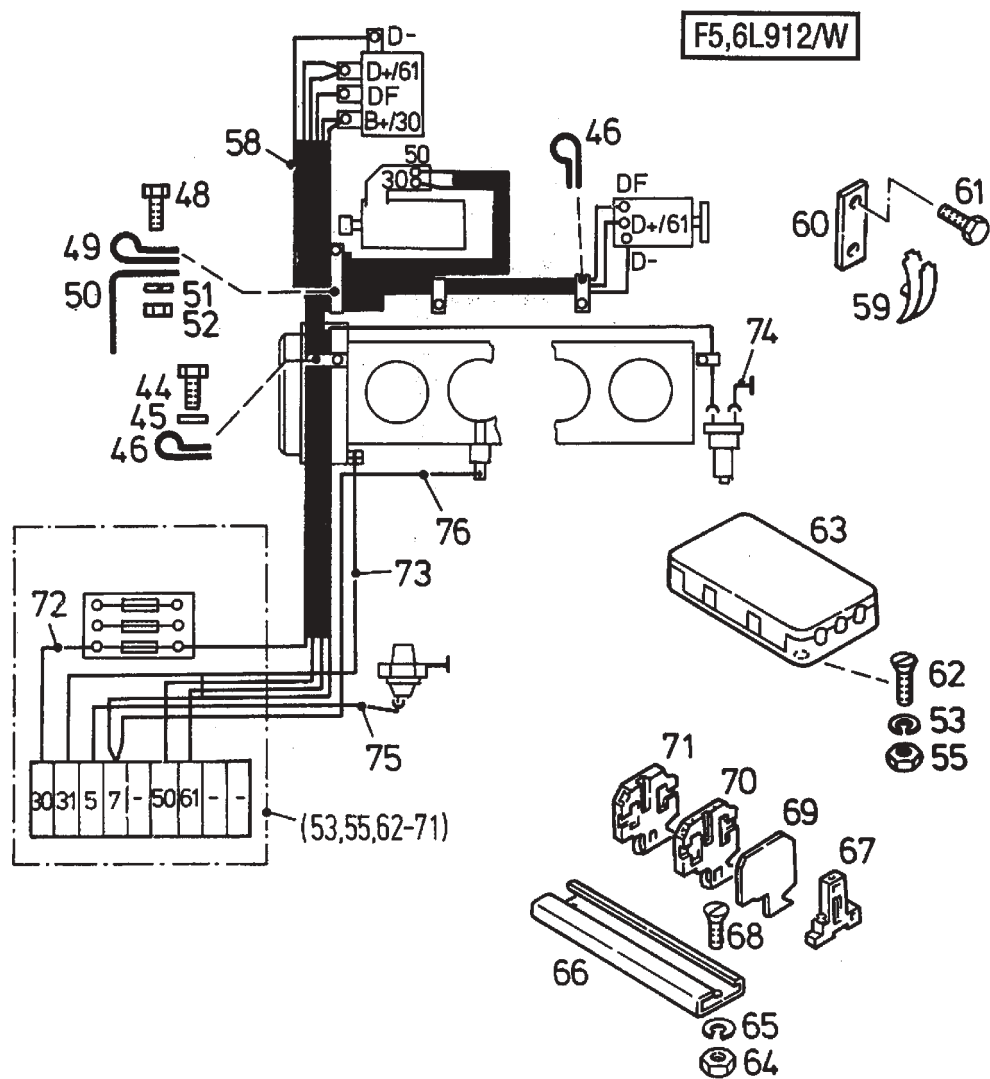
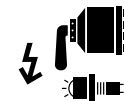
E - Pac



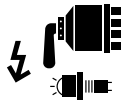


48

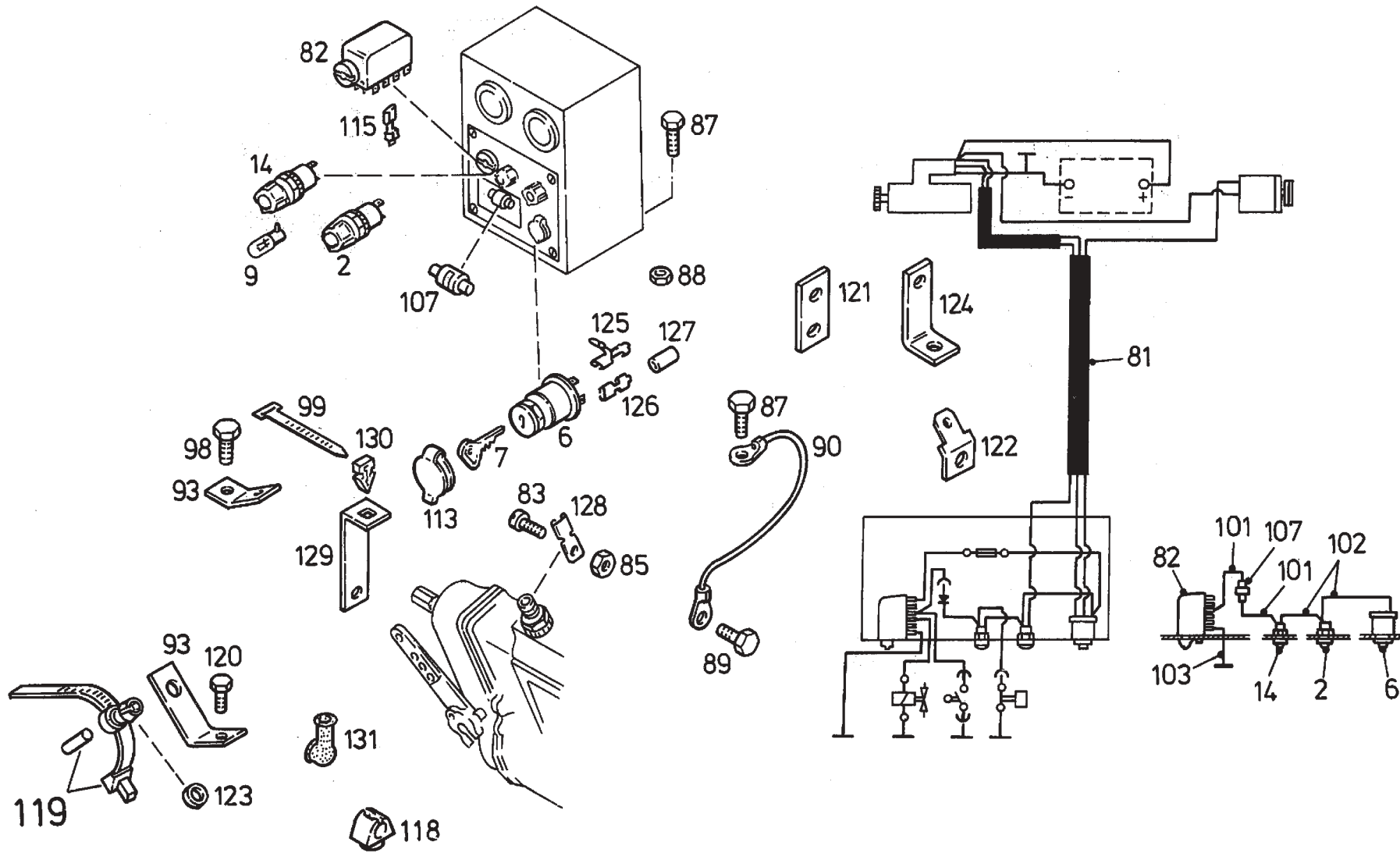
0510 0350 | 2



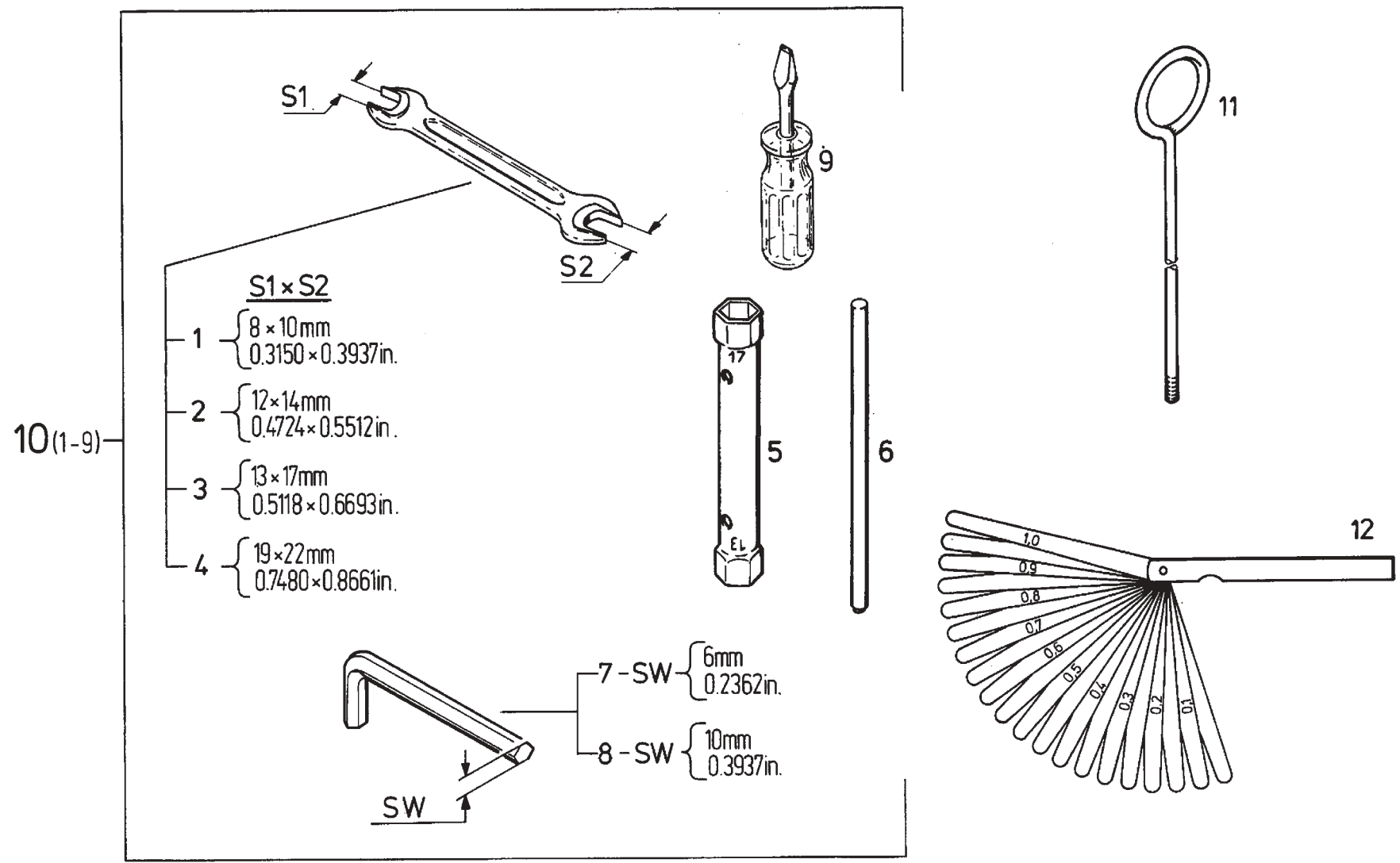
0510 0351



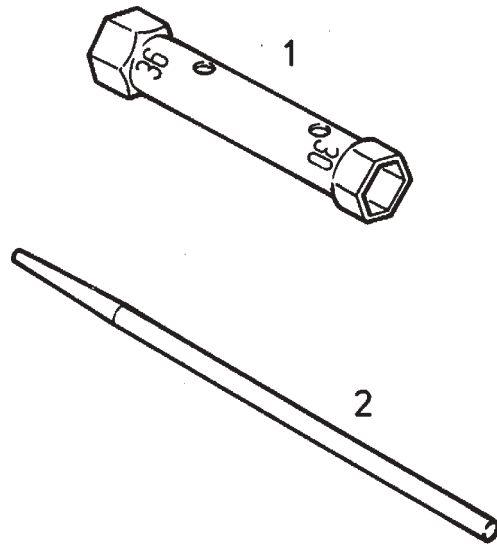
48



0510 0352



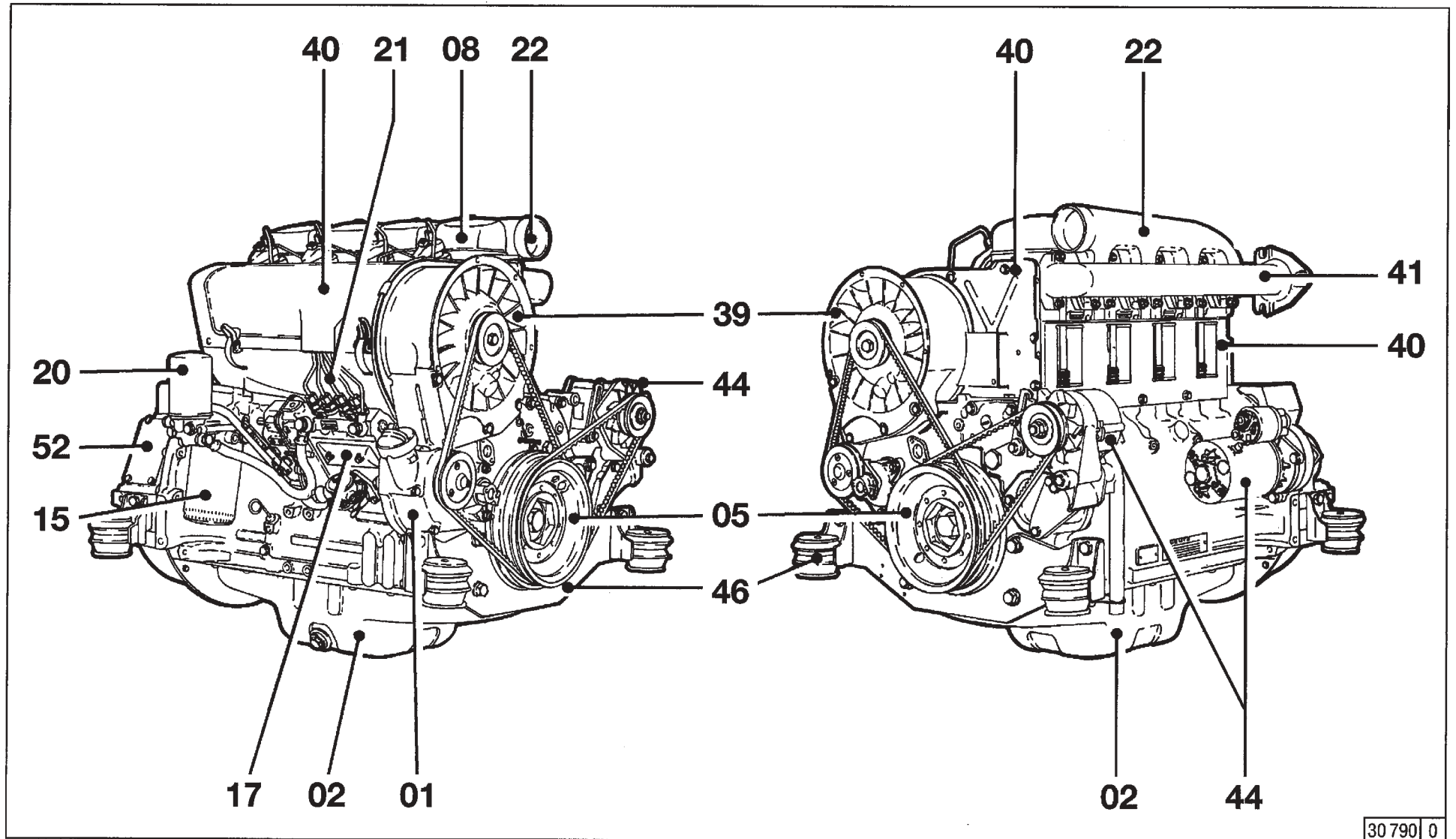
0510 0353 1

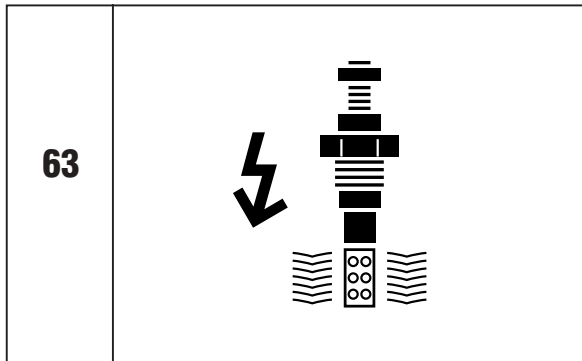
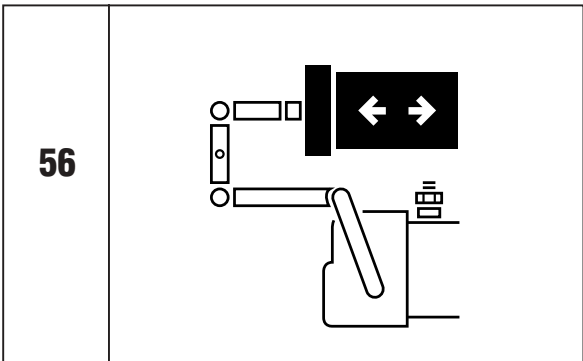

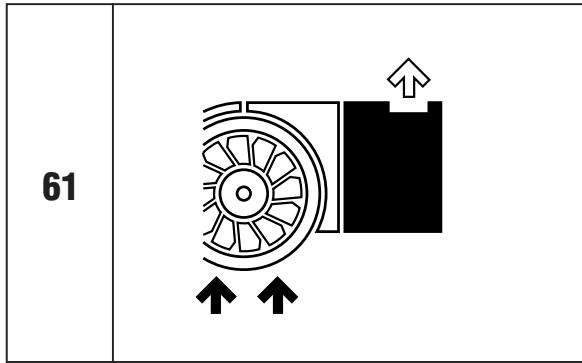
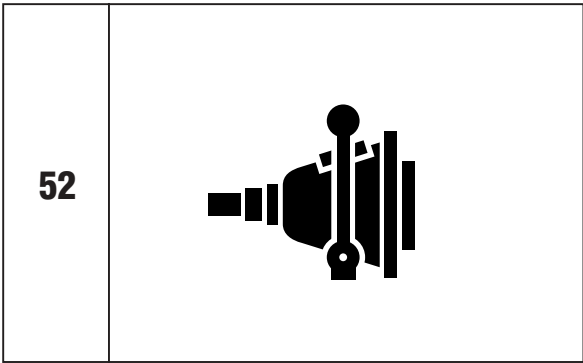

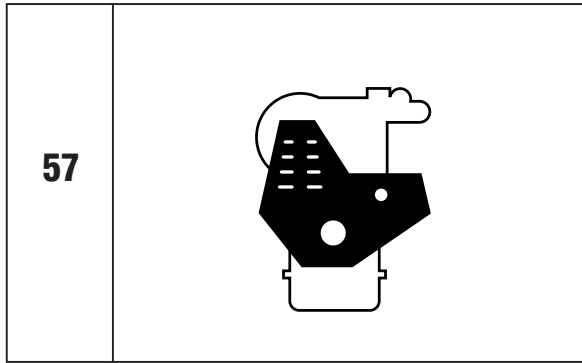
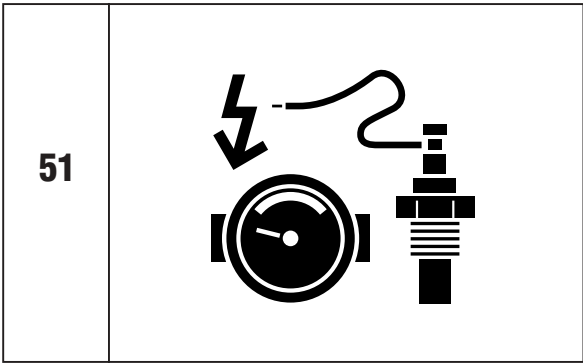


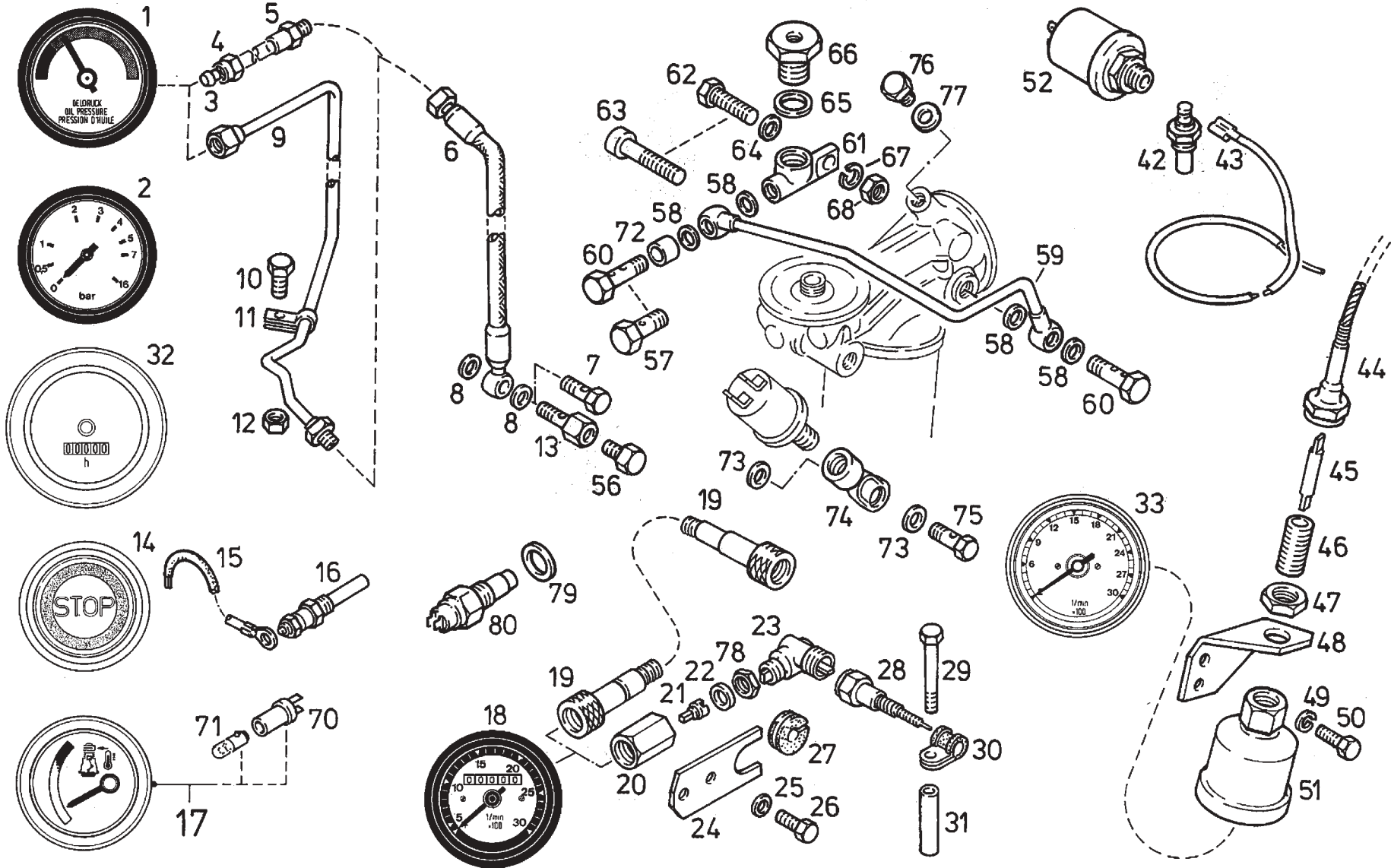
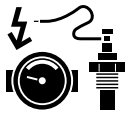
50

0510 0354



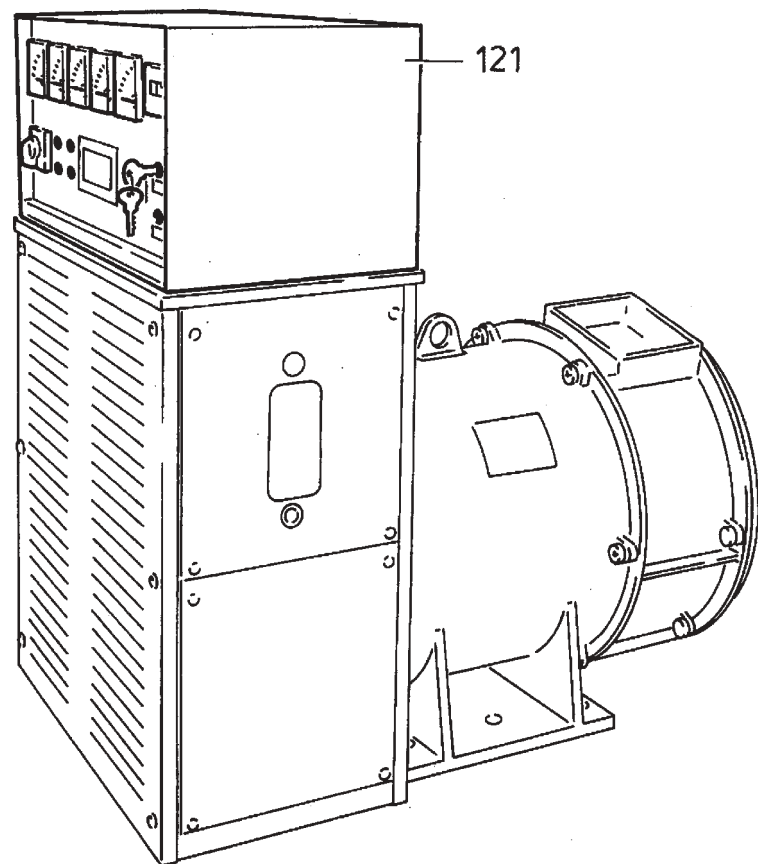
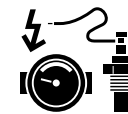




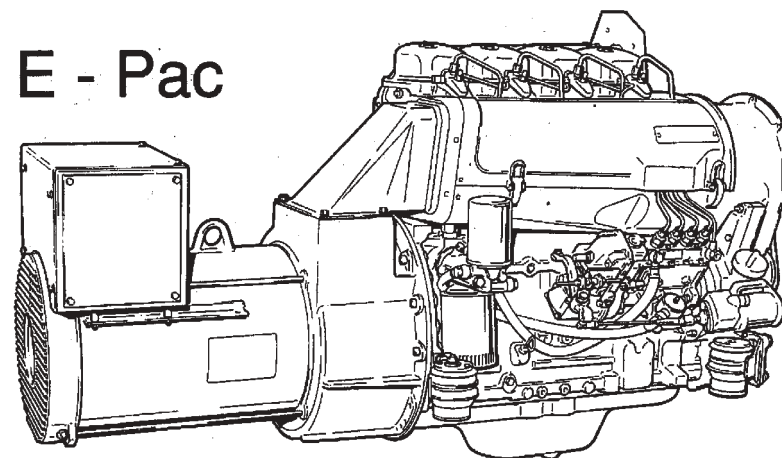


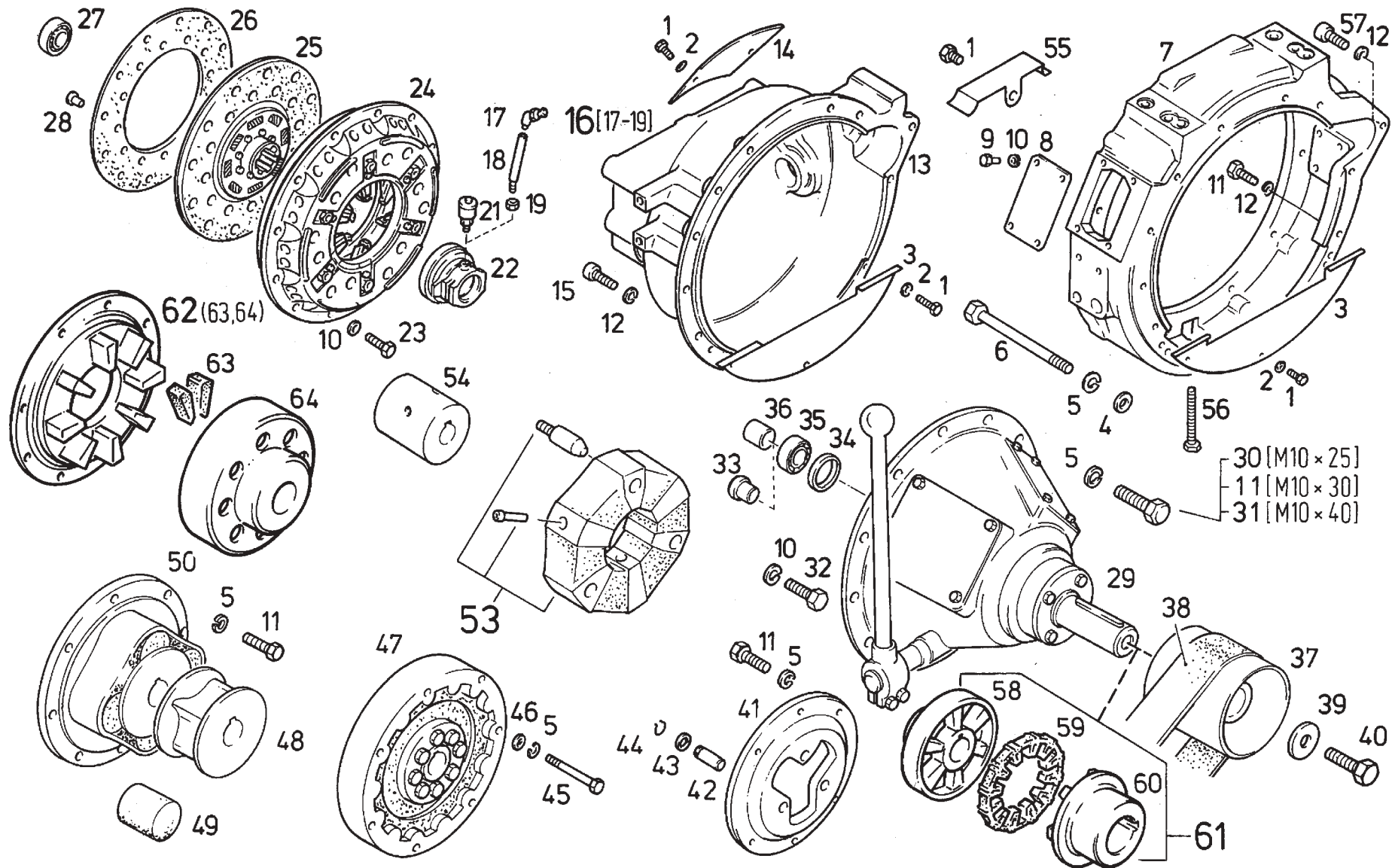
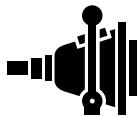
51

0510 0355 | 2



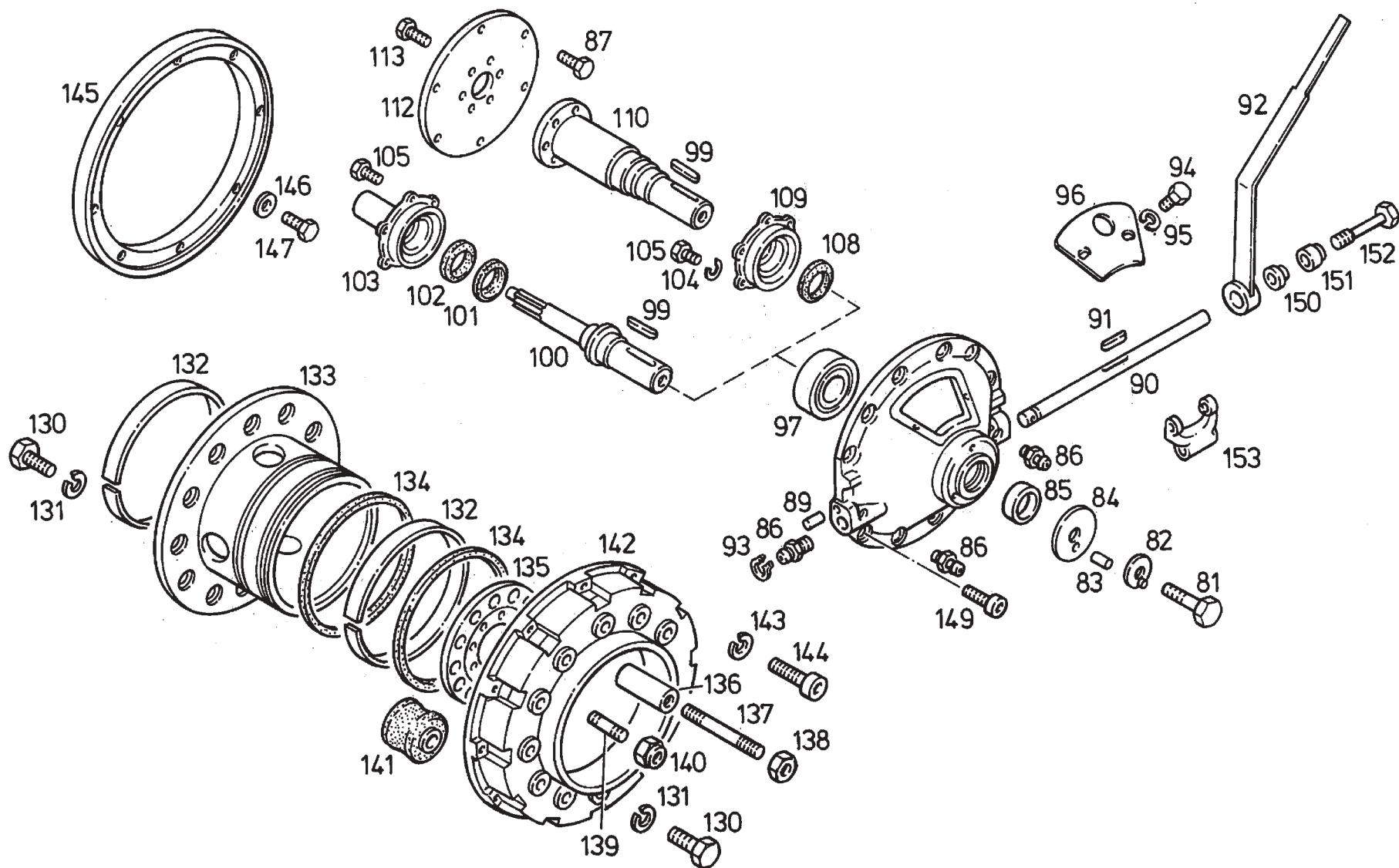
E - Pac

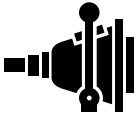




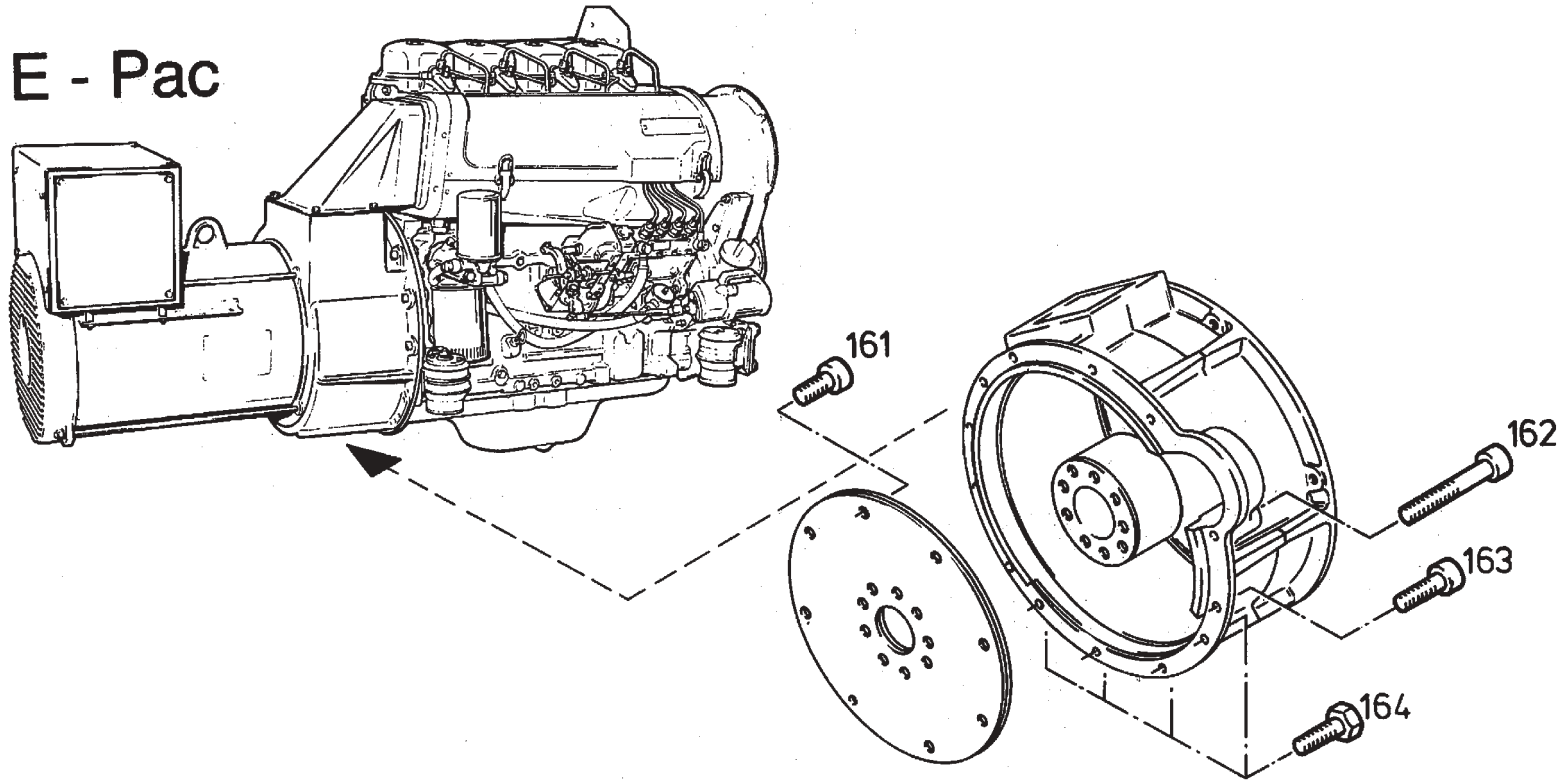
52

0510 0356 | 1



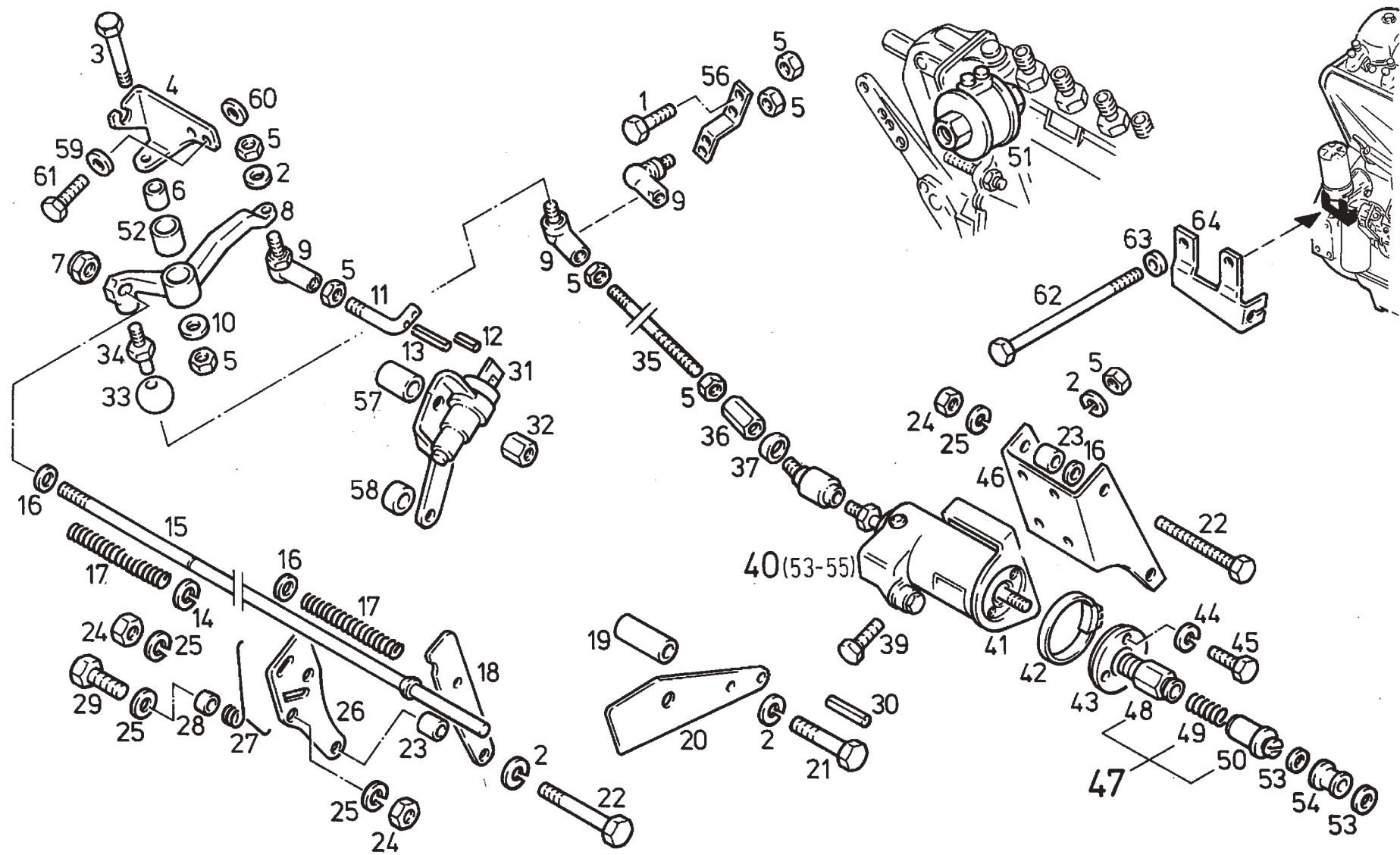
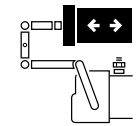


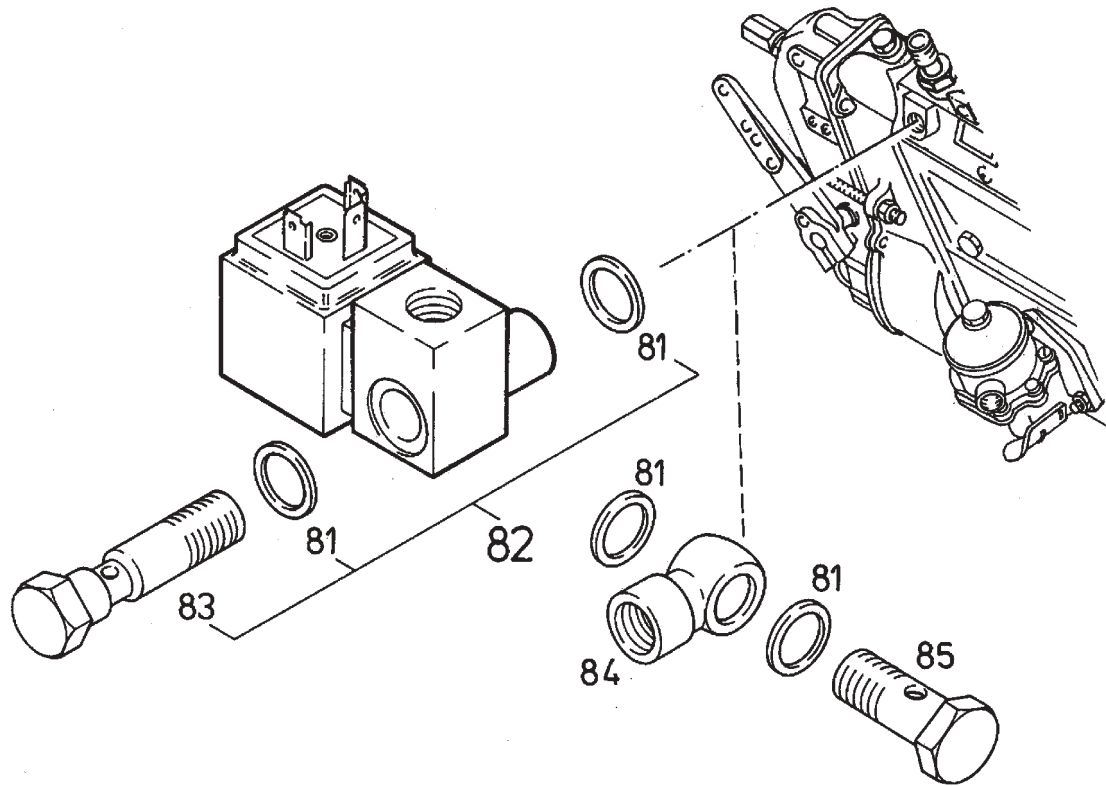
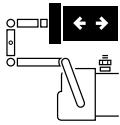
E - Pac



52

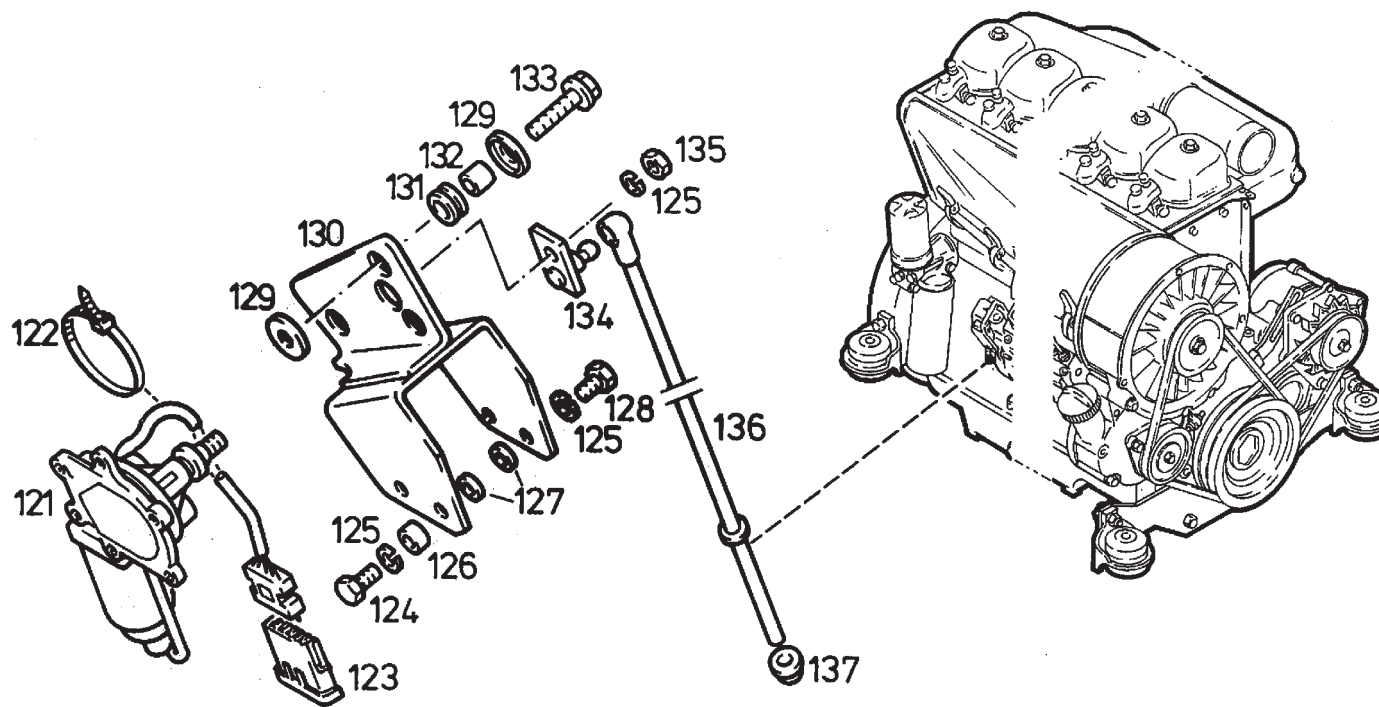
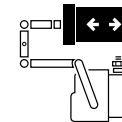
0510 1209

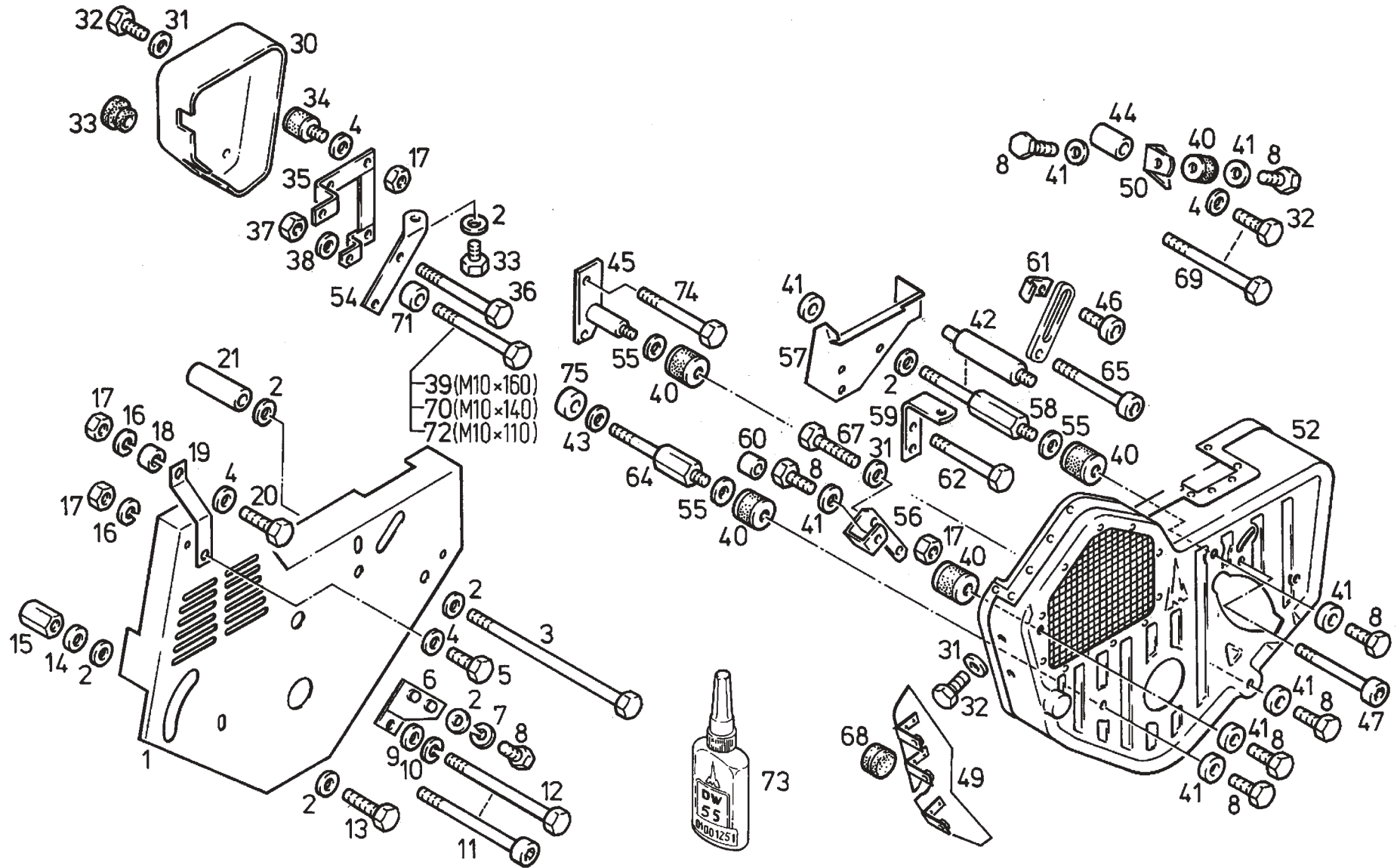
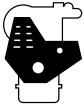




56

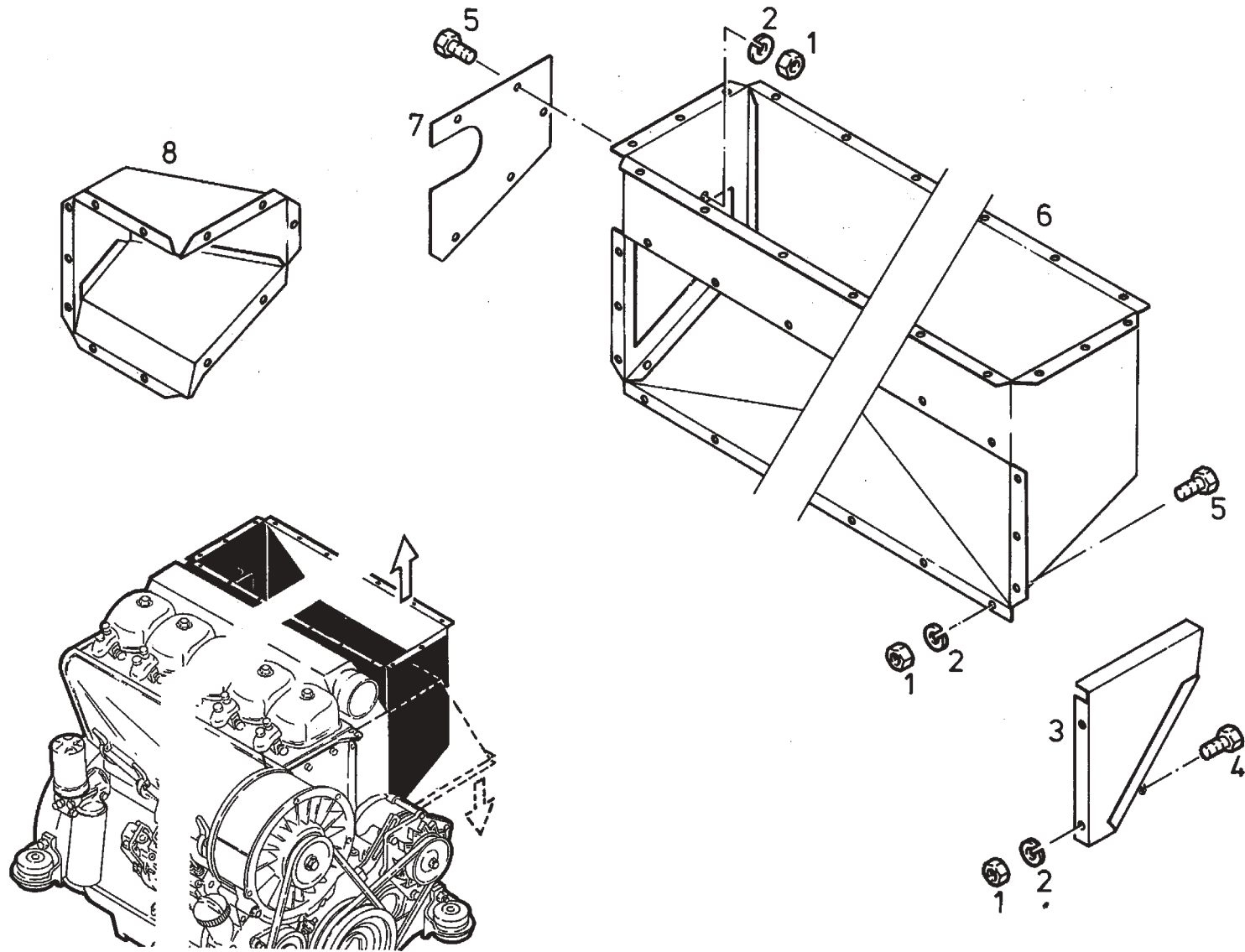
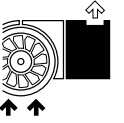
0510 0359



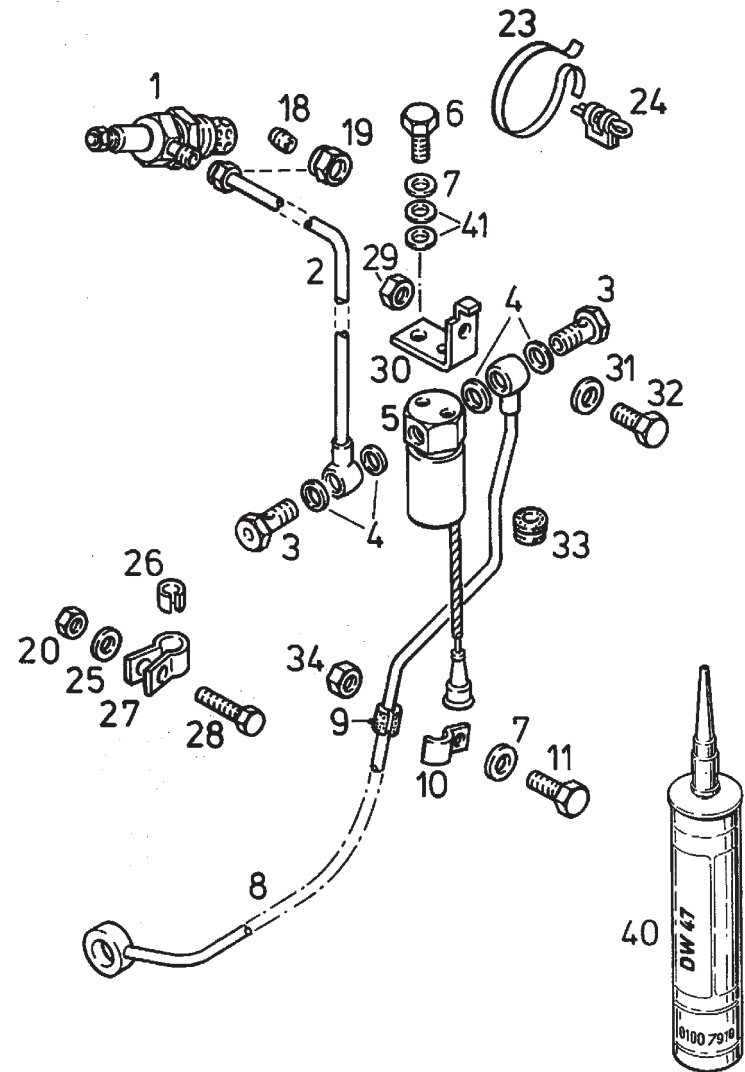
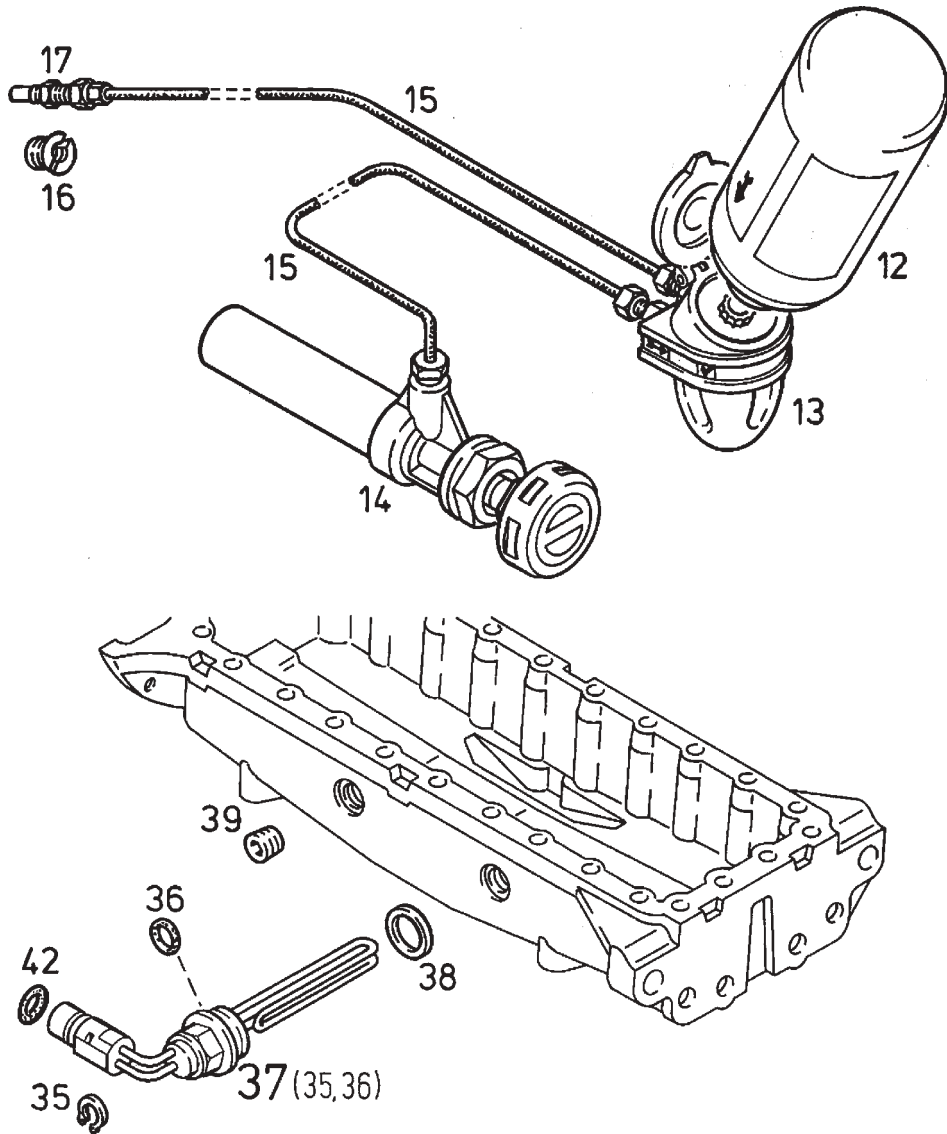
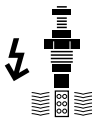


57

0510 0360 | 1



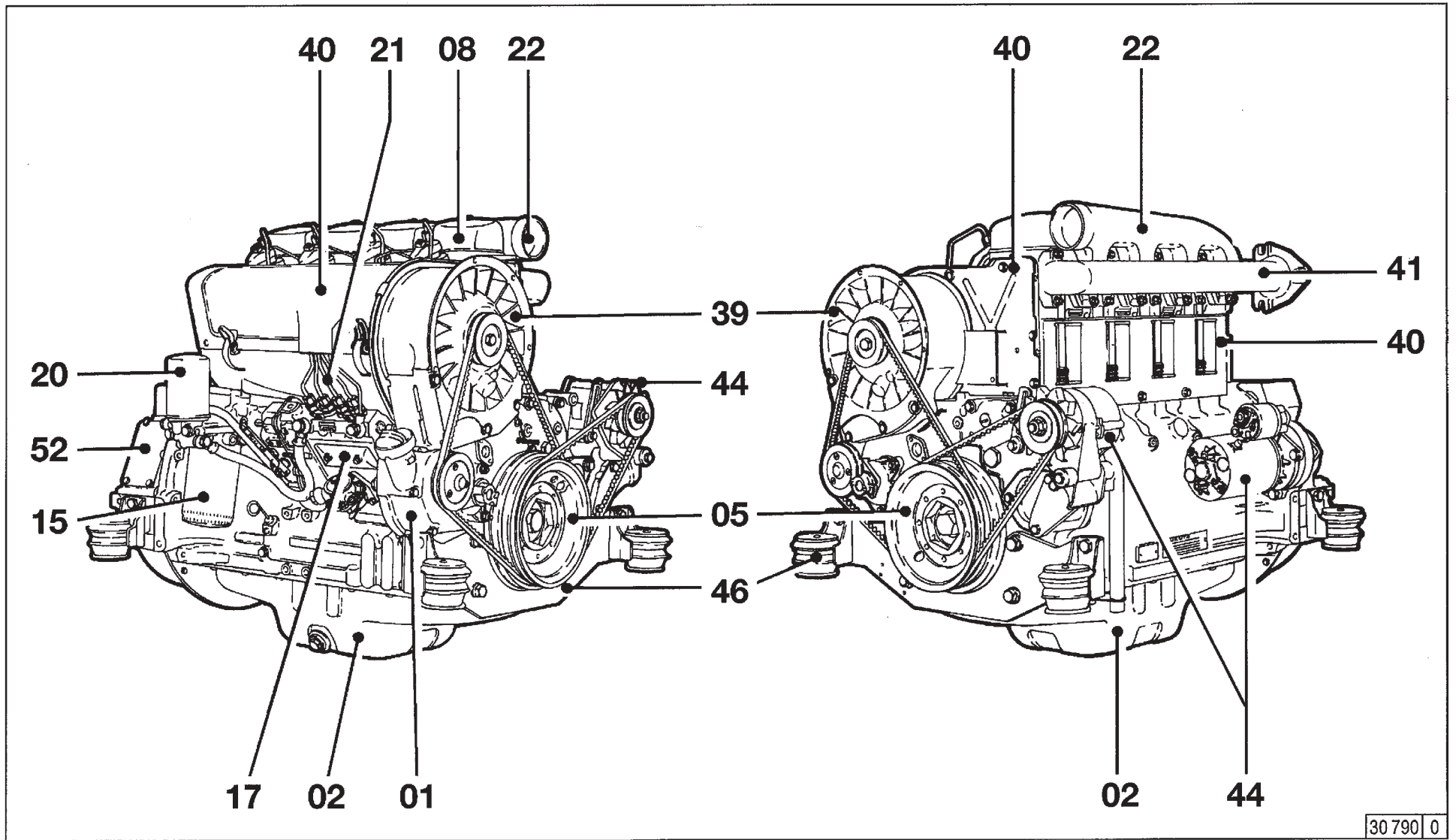
0510 0361



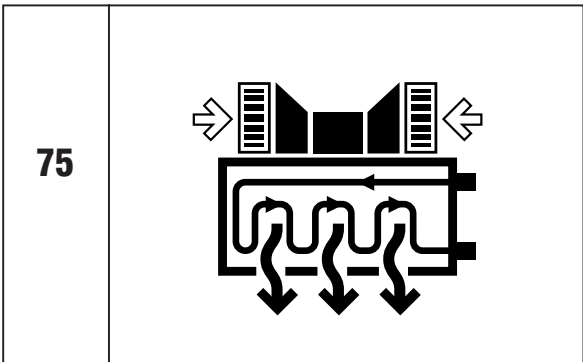

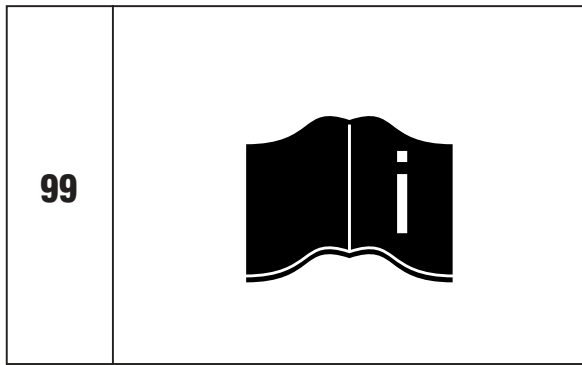
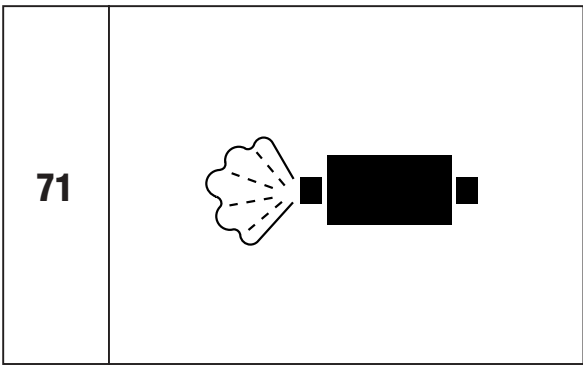

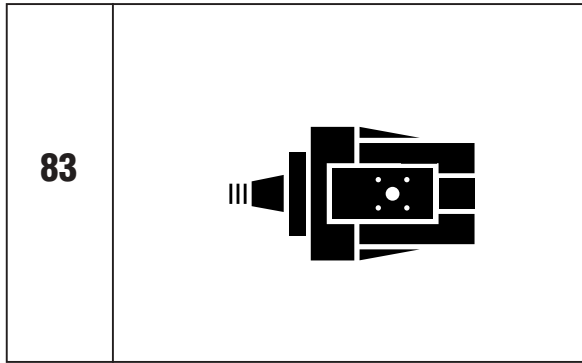
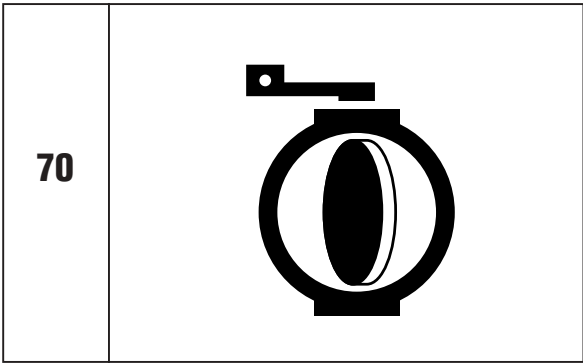


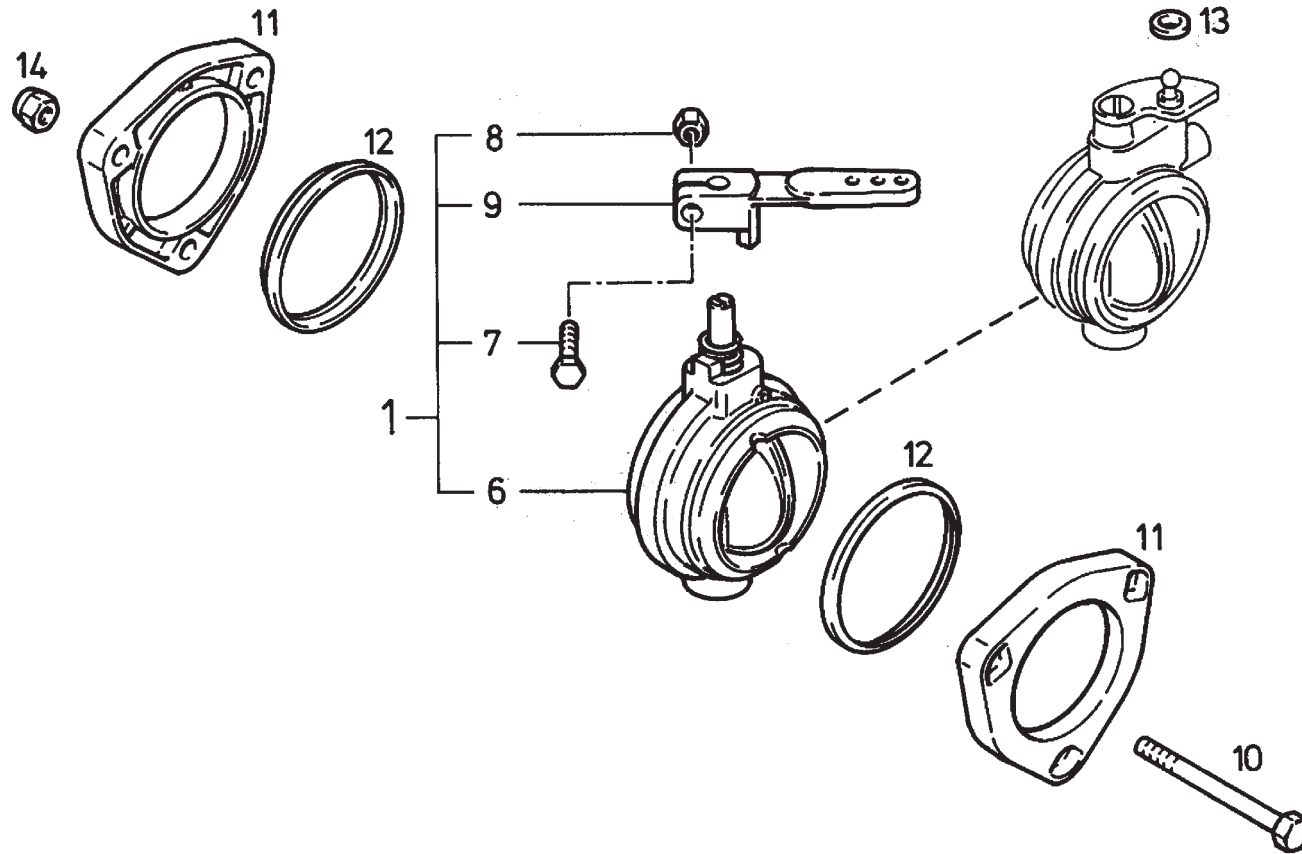
63

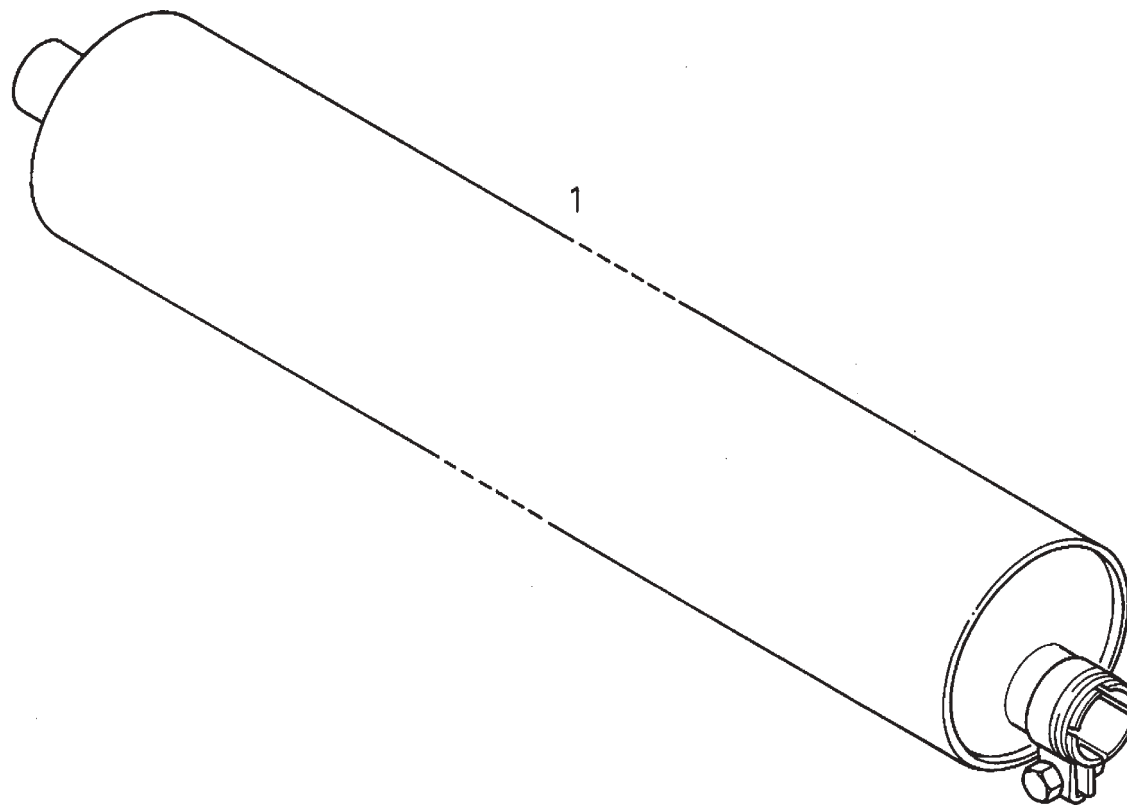
0510 0362 | 2



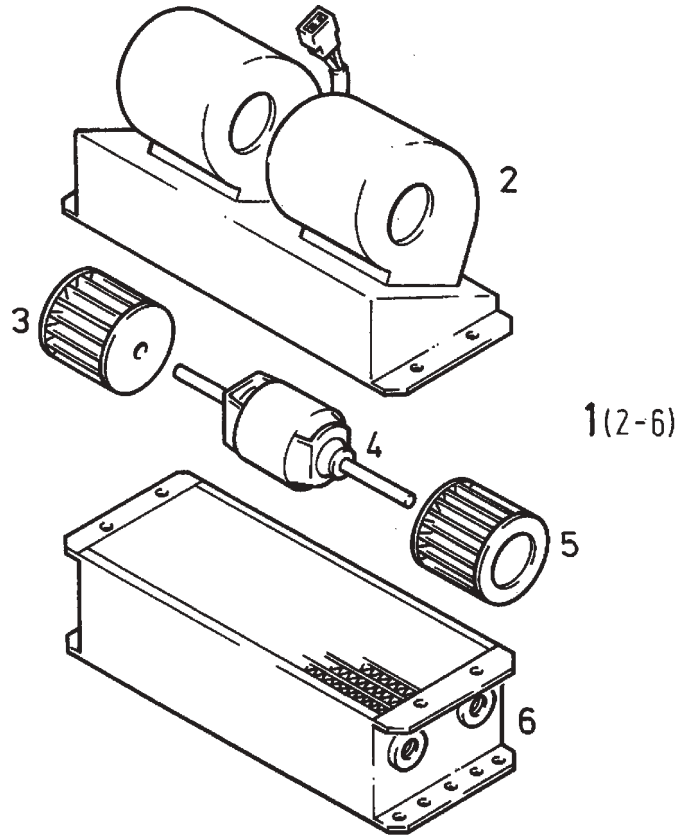
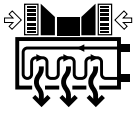


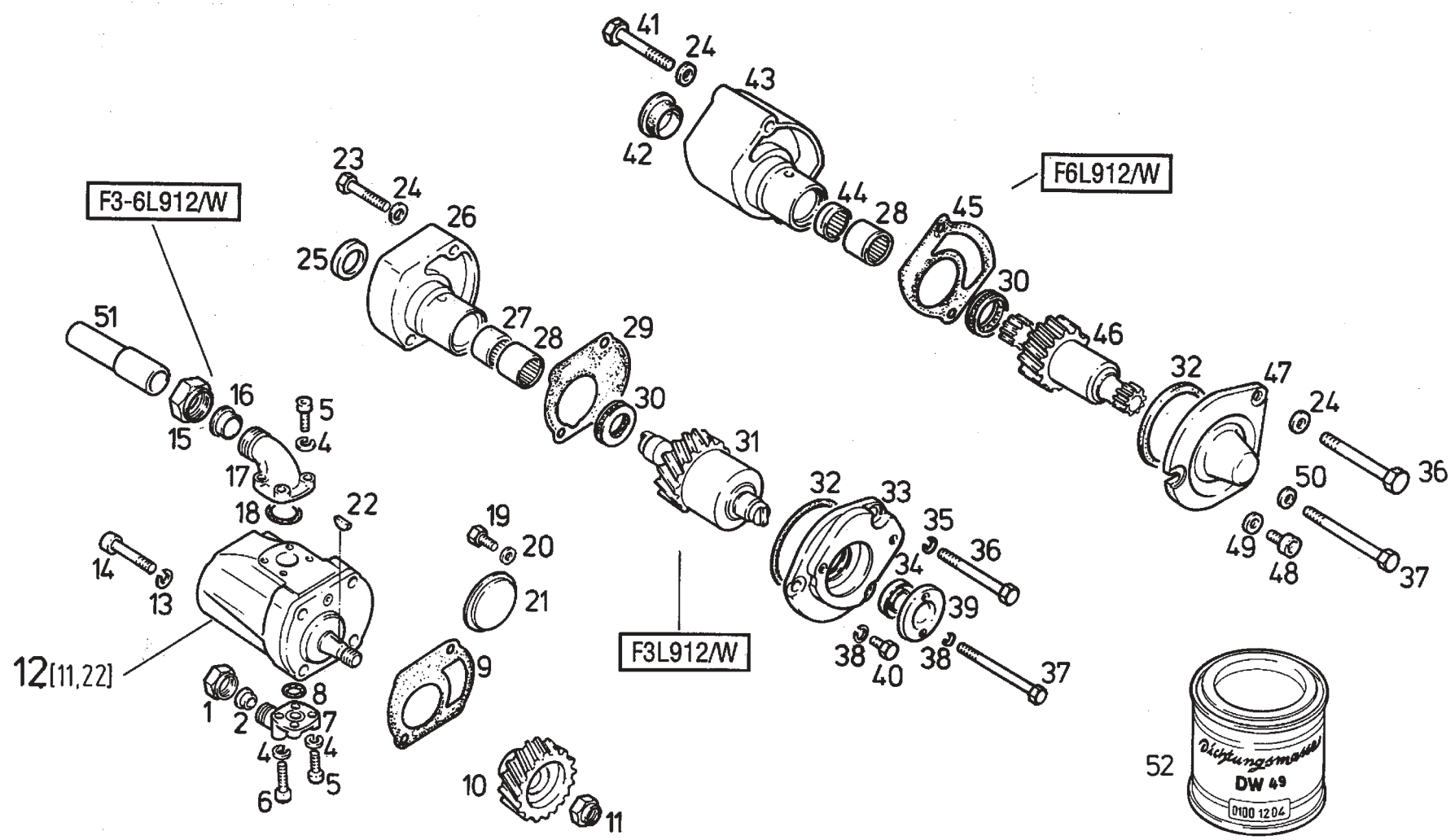
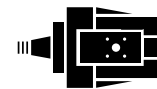




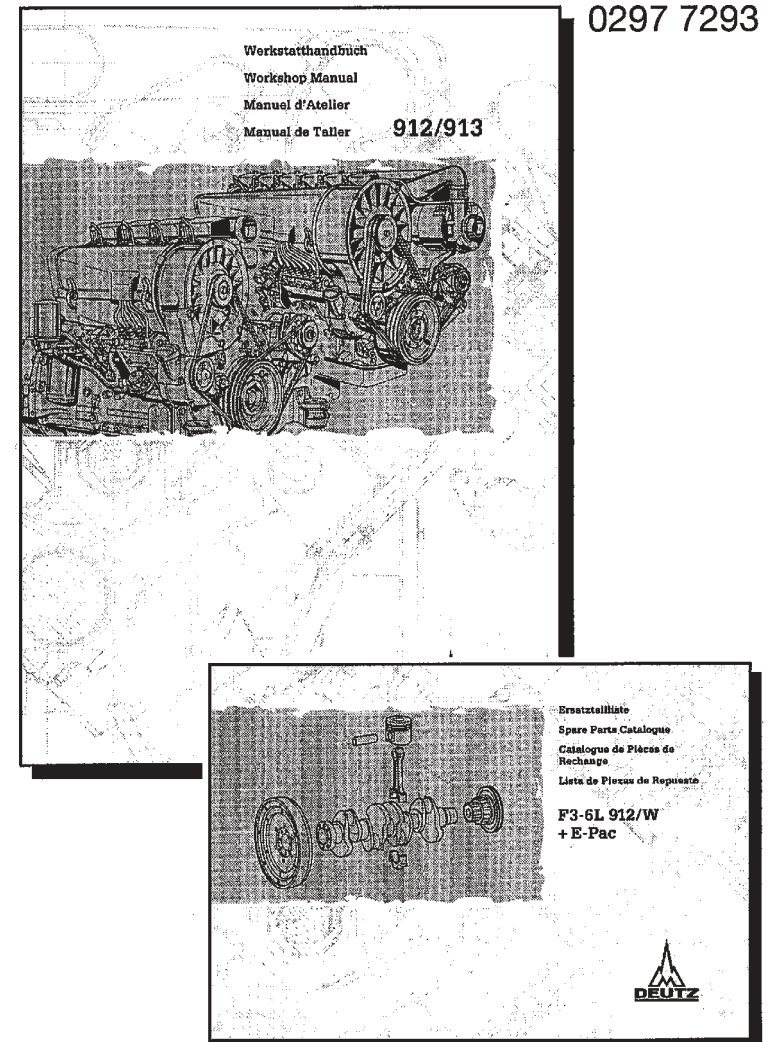
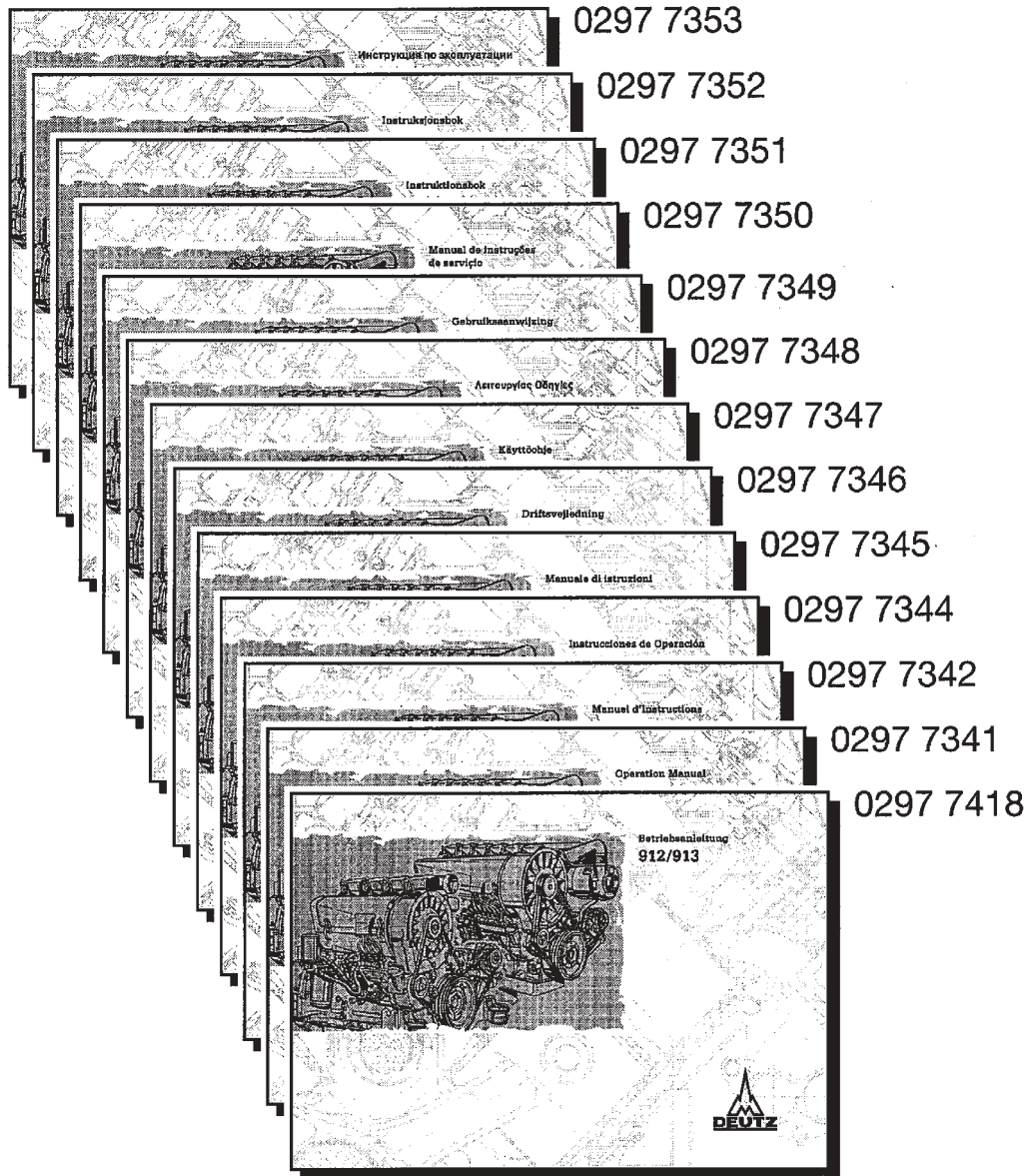


0510 0364





0510 0366 1



0510 1131 | 2

Notizen



Knowing it's DEUTZ.

DEUTZ AG

Service-Technik

Instandhaltungstechnik Motoren

Deutz-Mülheimer Str. 147-149

D-51057 Köln

Tel.: ++49 (0)2 21-8 22-0

Fax: ++49 (0)2 21-8 22-53 58

<http://www.deutz.de>

Printed in Germany

All rights reserved

20th Edition, © 04/99

Order No.: 0297 7572